

INDEPENDENT AUDITORS' REPORT

To
The Members of IUP JINDAL METALS & ALLOYS LIMITED

Report on the Financial Statements

Opinion

We have audited the accompanying financial statements of **IUP JINDAL METALS & ALLOYS LIMITED** ("the Company"), which comprise the Balance Sheet as at March 31, 2022, the Statement of Profit and Loss (including Other Comprehensive Income), the Statement of Changes in Equity and the Cash Flow Statement for the year then ended and a summary of significant accounting policies and other explanatory information.

In our opinion and to the best of our information and according to the explanations given to us, the aforesaid financial statements give the information required by the Companies Act, 2013 ("the Act") in the manner so required and give a true and fair view in conformity with the [Indian Accounting Standards prescribed under section 133 of the Act read with the Companies (Indian Accounting Standards) Rules, 2015, as amended, ("Ind AS") and other accounting principles generally accepted in India, of the state of affairs of the Company as at March 31, 2022, and its profit, total comprehensive income, its cash flows and the changes in equity for the year ended on that date.

Basis of Opinion

We conducted our audit in accordance with the Standards on Auditing specified under Section 143(10) of the Act. Our responsibilities under those Standards are further described in the Auditor's Responsibilities for the Audit of the Financial Statements section of our report. We are independent of the Company in accordance with Code of Ethics issued by the Institute of Chartered Accountants of India together with the ethical requirements that are relevant to our audit of the financial statements under the provisions of the Companies Act, 2013 and the Rule thereunder, and we have fulfilled our ethical responsibilities in accordance with these requirements and the Code of Ethics. We believe that the audit evidence we have obtained is sufficient and appropriate to provide a basis of our opinion.

Information Other than the Financial Statements and Auditor's Report Thereon

The Company's Board of Directors is responsible for the other information. The other information comprises the information included in the Annual report, but does not include the financial statements and our auditor's report thereon. The Annual Report is expected to be made available to us after the date of this Auditors' Report. Our opinion on the financial statements does not cover the other information and we do not express any form of assurance conclusion thereon.



In connection with our audit of the financial statements, our responsibility is to read the other information and, in doing so, consider whether the other information is materially inconsistent with the financial statements or our knowledge obtained in the audit or otherwise appears to be materially misstated.

If, based on the work we have performed, we conclude that there is a material misstatement of this other information, we are required to report that fact. We have nothing to report in this regard.

Management's Responsibility for the Financial Statements


The Company's Board of Directors is responsible for the matters stated in section 134(5) of the Act with respect to the preparation of these financial statements that give a true and fair view of the financial position, financial performance including other comprehensive income, cash flows and changes in equity of the Company in accordance with the Ind AS and other accounting principles generally accepted in India. This responsibility also includes maintenance of adequate accounting records in accordance with the provisions of the Act for safeguarding the assets of the Company and for preventing and detecting frauds and other irregularities; selection and application of appropriate accounting policies; making judgments and estimates that are reasonable and prudent; and design, implementation and maintenance of adequate internal financial controls, that were operating effectively for ensuring the accuracy and completeness of the accounting records, relevant to the preparation and presentation of the financial statement that give a true and fair view and are free from material misstatement, whether due to fraud or error.

In preparing the financial statements, management is responsible for assessing the Company's ability to continue as a going concern, disclosing, as applicable, matters related to going concern and using the going concern basis of accounting unless management either intends to liquidate the Company or to cease operations, or has no realistic alternative but to do so.

The Board of Directors is also responsible for overseeing the Company's financial reporting process.

Auditors' Responsibility

Our objectives are to obtain reasonable assurance about whether the financial statements as a whole are free from material misstatement, whether due to fraud or error, and to issue an auditor's report that includes our opinion. Reasonable assurance is a high level of assurance, but is not a guarantee that an audit conducted in accordance with SAs will always detect a material misstatement when it exists. Misstatements can arise from fraud or error and are considered material if, individually or in the aggregate, they could reasonably be expected to influence the economic decisions of users taken on the basis of these financial statements.



As part of an audit in accordance with SAs, we exercise professional judgment and maintain professional skepticism throughout the audit. We also:

- Identify and assess the risks of material misstatement of the financial statements, whether due to fraud or error, design and perform audit procedures responsive to those risks, and obtain audit evidence that is sufficient and appropriate to provide a basis for our opinion. The risk of not detecting a material misstatement resulting from fraud is higher than for one resulting from error, as fraud may involve collusion, forgery, intentional omissions, misrepresentations, or the override of internal control.
- Obtain an understanding of internal financial control relevant to the audit in order to design audit procedures that are appropriate in the circumstances. Under Section 143(3)(i) of the Act, we are also responsible for expressing our opinion on whether the Company has adequate internal financial controls system in place and the operating effectiveness of such controls.
- Evaluate the appropriateness of accounting policies used and the reasonableness of accounting estimates and related disclosures made by the management.
- Conclude on the appropriateness of management's use of the going concern basis of accounting and, based on the audit evidence obtained, whether a material uncertainty exists related to events or conditions that may cast significant doubt on the Company's ability to continue as a going concern. If we conclude that a material uncertainty exists, we are required to draw attention in our auditor's report to the related disclosures in the financial statements or, if such disclosures are inadequate, to modify our opinion. Our conclusions are based on the audit evidence obtained up to the date of our auditor's report. However, future events or conditions may cause the Company to cease to continue as a going concern.
- Evaluate the overall presentation, structure and content of the financial statements, including the disclosures, and whether the financial statements represent the underlying transactions and events in a manner that achieves fair presentation.

Materiality is the magnitude of misstatements in the financial statements that, individually or in aggregate, makes it probable that the economic decisions of a reasonably knowledgeable user of the financial statements may be influenced. We consider quantitative materiality and qualitative factors in (i) planning the scope of our audit work and in evaluating the results of our work; and (ii) to evaluate the effect of any identified misstatements in the financial statements

We communicate with those charged with governance regarding, among other matters, the planned scope and timing of the audit and significant audit findings, including any significant deficiencies in internal control that we identify during our audit.

We also provide those charged with governance with a statement that we have complied with relevant ethical requirements regarding independence, and to communicate with them all relationships and other matters that may reasonably be thought to bear on our independence, and where applicable, related safeguards.



From the matters communicated with those charged with governance, we determine those matters that were of most significance in the audit of the financial statements for the financial year ended March 31, 2022 and are therefore the key audit matters. We describe these matters in our auditor's report unless law or regulation precludes public disclosure about the matter or when, in extremely rare circumstances, we determine that a matter should not be communicated in our report because the adverse consequences of doing so would reasonably be expected to outweigh the public interest benefits of such communication.

Report on Other Legal and Regulatory Requirements

1. As required by the Companies (Auditor's Report) Order, 2020 ("the Order") issued by the Central Government of India in terms of sub-section (11) of section 143 of the Act, we give in the **Annexure 'A'** a statement on the matters specified in the paragraph 3 and 4 of the Order, to the extent applicable.
2. As required by Section 143 (3) of the Act, we report that:
 - (a) We have sought and obtained all the information and explanations which to the best of our knowledge and belief were necessary for the purposes of our audit.
 - (b) In our opinion, proper books of account as required by law have been kept by the Company so far as it appears from our examination of those books;
 - (c) The Balance Sheet, the Statement of Profit and Loss including Other Comprehensive Income, the Statement of Change in Equity and the Cash Flow Statement dealt with by this Report are in agreement with the books of account;
 - (d) In our opinion, the aforesaid financial statements comply with the Indian Accounting Standards specified under Section 133 of the Act, read with Rule 7 of the Companies (Accounts) Rules, 2015;
 - (e) On the basis of the written representations received from the directors as on March 31, 2022 taken on record by the Board of Directors, none of the directors is disqualified as on March 31, 2022 from being appointed as a director in terms of Section 164 (2) of the Act.
 - (f) With respect to the adequacy of the internal financial controls over financial reporting of the Company and the operating effectiveness of such controls, refer to **Annexure 'B'**.
 - (g) With respect to the other matters to be included in the Auditor's Report in accordance with Rule 11 of the Companies (Audit and Auditors) Rules, 2014, in our opinion and to the best of our information and according to the explanations given to us:
 - i. The Company has disclosed the impact of pending litigations on its financial position in its financial statements – Refer Point no. 43 of Notes to financial statements;
 - ii. The Company did not have any long-term contracts including derivative contracts for which there were any material foreseeable losses;



iii. There were no amounts which were required to be transferred to the Investor Education and Protection Fund by the Company;


(h) The managerial remuneration for the year ended 31st March, 2021 has been paid/ provided for by the Company to its directors in accordance with the provisions of Section 197 read with Schedule V to the Act.

(i) As per the management representation we report,

- (i) no funds have been advanced or loaned or invested by the company to or in any other person(s) or entities, including foreign entities ("Intermediaries"), with the understanding that the intermediary shall whether directly or indirectly lend or invest in other persons or entities identified in any manner by or on behalf of the company (Ultimate Beneficiaries) or provide any guarantee, security or the like on behalf of ultimate beneficiaries.
- (ii) no funds have been received by the company from any person(s) or entities including foreign entities ("Funding Parties") with the understanding that such company shall whether, directly or indirectly, lend or invest in other persons or entities identified in any manner whatsoever by or on behalf of the funding party (ultimate beneficiaries) or provide guarantee, security or the like on behalf of the Ultimate beneficiaries.
- (iii) Based on the audit procedures performed, we report that nothing has come to our notice that has caused us to believe that the representations given under sub-clause (i) and (ii) by the management contain any material misstatement.

(j) No dividend has been paid by the company.

For P.C. Goyal & Co.,
Chartered Accountants
Firm Registration No. 002368N



(M.P. Jain)

Partner

M. No. 082407

Dated: 22th April, 2022

Place: New Delhi

UDIN: 22082407AIUFJN3667



ANNEXURE 'A' TO INDEPENDENT AUDITORS' REPORT

(Annexure referred to in our report of even date to the members of **IUP JINDAL METALS & ALLOYS LIMITED** on the accounts for the year ended March 31, 2022)

1. (a) The Company has maintained proper records showing full particulars including quantitative details and situation of Property, Plant and Equipment (PPE) and Intangible assets.

(b) A major portion of the PPE has been physically verified by the Management in accordance with a phased programmed of verification once in three years adopted by the company. In our opinion, the frequency of the verification is reasonable having regard to the size of the company and the nature of its assets. To the best of our knowledge, no material discrepancies have been noticed on such verification.

(c) The title deeds of immovable property disclosed in the financial statements are held in the name of company.

(d) The Company has not revalued its PPE and Intangible assets during the year. Hence, the reporting requirement of para 3(i)(d) of the order is not applicable to the Company.

(e) As explained to us and as per the information and explanations furnished to us, the company does not own any benami property under the Benami Transactions (Prohibition) Act, 1988. Hence, Para 3(i)(e) of the order is not applicable to the company.
2. (a) As explained to us, the management during the year has physically verified inventories. In our opinion, the coverage and procedure of verification is appropriate. No discrepancies of 10% or more in the aggregate for each class of inventory were noticed.

(b) The company has been sanctioned and availed working capital limits in excess of five crores rupees, in aggregate, from Banks on the basis of Security of Current Assets; monthly statements filed by the Company with Banks are in Agreement with books of Accounts of the Company.
3. In our opinion and According to the information and the explanations given to us, the company has not made any investment in, provided any guarantee or security or granted any loans or advances in the nature of loans, secured or unsecured, to companies, firms, Limited Liability Partnerships or any other parties. Hence, the provisions of Para 3(iii)(a-f) of the order are not applicable to the company.
4. The Company has not granted any loans or given any guarantee and security covered under Section 185 and 186 of the Companies Act, 2013. Accordingly, the provisions of clause 3(iv) of the order are not applicable to the company and hence not commented upon.



5. According to the information given to us, the Company has not accepted any deposits or amount which are deemed to be deposits, the provisions of section 73 to 76 of the Companies Act, 2013 or any other relevant provisions of the companies Act and the Companies (Acceptance of Deposits) Rules, 2014 as amended from time to time. No order has been passed with respect to Section 73 to 76, by the Company Law Board or National Company Law Tribunal or Reserve Bank of India or any Court or any other tribunal.
6. To the best of our knowledge and as explained, the maintenance of cost records as specified by the Central Government under sub-section (l) of section 148 of the Companies Act, 2013 is not applicable to the company.
7. (a) Undisputed statutory dues including Goods and Service Tax, provident fund, employee' state insurance, income tax, sales tax, service tax, duty of customs, duty of excise, value added tax, cess and other statutory dues have generally been regularly deposited with the appropriate authorities and there are no undisputed dues outstanding as at 31st March, 2022 for a period of more than six months from the date they became payable.

(b) According to the information and explanations given to us, there are no material statutory dues referred in aforesaid clause 7(a) which have not been deposited with the appropriate authorities on account of any dispute.
8. In our opinion and as per the information and explanations furnished to us, there are no unrecorded transactions or transactions disclosed as income in the tax assessments under the Income Tax Act. Hence, the para 3(viii) of the order is not applicable to the Company.
9. (a) In our opinion, on the basis of books and records examined by us and according to the information and explanations given to us, the company has not defaulted in repayment of loan or other borrowing and payment of interest to any lender. Hence, the para 3(ix) of the order is not applicable to the Company.

(b) In our opinion, and as per the information and explanation furnished to us, the Company is not willful defaulter by any bank or other financial institution or any other lender.

(c) In our opinion and as per the information and explanation furnished to us, the term loan availed were utilized for the purpose for which the loan were taken.

(d) On the basis of books and records examined by us, fund raised on short term basis has not been utilized for long term purposes.

(e) On the basis of books and records examined by us, the Company has not taken any funds from any entity or person to meet the obligation of its subsidiary.

(f) On the basis of books and records examined by us and as explained to us, the Company has not raised loan during the year on the pledge of securities held in its subsidiary.



10. (a) The Company has not raised any money by way of initial public offer or further public offer or debt instruments. Hence, the para 3(x) of the order is not applicable to the Company.
- (b) According to the information and explanations given to us and based on our examination of the records of the Company, the Company has not made any preferential allotment or private placement of shares or fully or convertible debentures (fully, partly or optionally convertible) during the year. Accordingly, provisions of clause 3 (xiv) of the Order are not applicable to the Company.
11. (a) According to the information and explanations given to us and as represented by the Management and based on our examination of the books and records of the Company and in accordance with generally accepted auditing practices in India, we have been informed that no case of frauds by the Company or on the Company has been noticed or reported by the Company.
- (b) As informed to us and as per the information and explanation furnished to us, there was no report in prescribed form ADT-4 under sub-section 12 of section 143 of the Companies Act, 2013 required to be filed. Hence, the reporting para 3(xi)(b) of the order is not applicable to the Company.
- (c) No whistle blower complaints were received by the Company. Hence, the reporting para 3(xi)(c) of the order is not applicable to the Company.
12. The company is not a Nidhi Company. Accordingly, the provisions of clause 3 (xii) of the Order are not applicable to the Company.
13. According to the information and explanations given to us, all transactions with the related parties are in compliance with section 188 of the Act, and where applicable the details have been disclosed in the Financial Statements as required by the applicable accounting standards. According to the information and explanations given to us, the company has complied with provision of Section 177 of the Companies act 2013.
14. In our opinion and as per the information and explanation furnished to us, the Company has an internal audit system commensurate with the size and nature of its business. The report of the internal auditor furnished for the period was considered in framing the opinion.
15. The Company has not entered into any non-cash transactions with the directors or persons connected with him as covered under Section 192 of the Companies Act, 2013. Accordingly, provisions of clause 3 (xv) of the Order are not applicable to the Company.
16. (a) According to the information and explanations given to us, the Company is not required to be registered under section 45-IA of the Reserve Bank of India Act, 1934. Accordingly, provisions of clause 3 (xvi) of the Order are not applicable to the Company.




P.C. GOYAL & CO
CHARTERED ACCOUNTANTS

(b) In our opinion and as explained to us by the management, the Company has not conducted any Non-Banking Financial or Housing Finance activities without a valid certificate of registration from Reserve Bank of India as per the Reserve Bank of India Act, 1934.

(c) In our opinion and as per the information and explanation furnished to us, the Company is not a Core Investment Company (CIC) as defined in the regulation made by the Reserve Bank OF India. Hence, the reporting para 3(xvi)(c) and (d) of the order is not applicable to the Company.

17. The Company has not incurred any cash loss in the current financial year and in the immediately preceding previous year.
18. There was no resignation of the statutory auditor during the year. Hence, the reporting para 3(xviii) of the order is not applicable to the Company.
19. In our opinion and based on the books and relevant documents and on the basis of the financial ratios, ageing and expected dates of realization of financial assets and payment of financial liabilities, other information accompanying the financial statements, the auditor's knowledge of the Board of Directors and management plan no material uncertainty exists as on the date of the audit report that company is capable of meeting its liabilities existing at the date of balance sheet as and when they fall due within a period of one year from the balance sheet date
20. The Company does not have any unspent amount under Corporate Social Responsibility (CSR). Hence, the reporting clause 3(xx) of the order is not applicable to the Company.
21. There is no subsidiary, associate or joint venture of the Company. Therefore, the para with respect to qualifications or adverse remark by the respective Auditor in the separate Companies (Auditor's Report) Order (CARO) of the companies included in the consolidated financial statements in, the reporting para 3(xxi) of the order is not applicable to the Company.

For P.C. Goyal & Co.,
Chartered Accountants
Firm Registration No. 002368N



(M.P. Jain)
Partner
M. No. 082407
Dated: 22th April, 2022
Place: New Delhi
UDIN: 22082407AIUFJN3667



ANNEXURE 'B' TO INDEPENDENT AUDITORS' REPORT

Annexure referred to in our report of even date to the members of **IUP JINDAL METALS & ALLOYS LIMITED** on the accounts for the year ended 31st March, 2022.

Report on the Internal Financial Controls under Clause (i) of Sub-section 3 of Section 143 of the Companies Act, 2013 ("the Act")

We have audited the internal financial controls over financial reporting of **IUP JINDAL METALS & ALLOYS LIMITED** ("the Company") as of 31st March, 2022 in conjunction with our audit of the financial statements of the Company for the year ended on that date.

Management's Responsibility for Internal Financial Controls

The Company's management is responsible for establishing and maintaining internal financial controls based on the internal control over financial reporting criteria established by the Company and the components of internal control stated in the Guidance Note on Audit of Internal Financial Controls over Financial Reporting issued by the Institute of Chartered Accountants of India (ICAI). These responsibilities include the design, implementation and maintenance of adequate internal financial controls that were operating effectively for ensuring the orderly and efficient conduct of its business, including adherence to Company's policies, the safeguarding of its assets, the prevention and detection of frauds and errors, the accuracy and completeness of the accounting records, and the timely preparation of reliable financial information, as required under the Companies Act, 2013.

Auditors' Responsibility

Our responsibility is to express an opinion on the Company's internal financial controls over financial reporting based on our audit. We conducted our audit in accordance with the Guidance Note on Audit of Internal Financial Controls Over Financial Reporting (the "Guidance Note") and the Standards on Auditing, issued by ICAI and deemed to be prescribed under section 143(10) of the Companies Act, 2013, to the extent applicable to an audit of internal financial controls, both applicable to an audit of Internal Financial Controls and, both issued by the ICAI. Those Standards and the Guidance Note require that we comply with ethical requirements and plan and perform the audit to obtain reasonable assurance about whether adequate internal financial controls over financial reporting was established and maintained and if such controls operated effectively in all material respects.

Our audit involves performing procedures to obtain audit evidence about the adequacy of the internal financial controls system over financial reporting and their operating effectiveness. Our audit of internal financial controls over financial reporting included obtaining an understanding of internal financial controls over financial reporting, assessing the risk that a material weakness exists, and testing and evaluating the design and operating effectiveness of internal control based on the assessed risk. The procedures selected depend on the auditor's judgment, including the assessment of the risks of material misstatement of the financial statements, whether due to fraud or error.

We believe that the audit evidence we have obtained is sufficient and appropriate to provide a basis for our audit opinion on the Company's internal financial controls system over financial reporting



Meaning of Internal Financial Controls over Financial Reporting

A Company's internal financial control over financial reporting is a process designed to provide reasonable assurance regarding the reliability of financial reporting and the preparation of financial statements for external purposes in accordance with generally accepted accounting principles. A Company's internal financial control over financial reporting includes those policies and procedures that (1) pertain to the maintenance of records that, in reasonable detail, accurately and fairly reflect the transactions and dispositions of the assets of the Company; (2) provide reasonable assurance that transactions are recorded as necessary to permit preparation of financial statements in accordance with generally accepted accounting principles, and that receipts and expenditures of the Company are being made only in accordance with authorizations of management and directors of the Company; and (3) provide reasonable assurance regarding prevention or timely detection of unauthorized acquisition, use, or disposition of the Company's assets that could have a material effect on the financial statements.

Inherent Limitations of Internal Financial Controls over Financial Reporting

Because of the inherent limitations of internal financial controls over financial reporting, including the possibility of collusion or improper management override of controls, material misstatements due to error or fraud may occur and not be detected. Also, projections of any evaluation of the internal financial controls over financial reporting to future periods are subject to the risk that the internal financial control over financial reporting may become inadequate because of changes in conditions, or that the degree of compliance with the policies or procedures may deteriorate.

Opinion

In our opinion, the Company has, in all material respects, an adequate internal financial controls system over financial reporting and such internal financial controls over financial reporting were operating effectively as at 31st March, 2022, based on the internal control over financial reporting criteria established by the Company and the components of internal control stated in the Guidance Note on Audit of Internal Financial Controls over Financial Reporting issued by the ICAI.

For P.C. Goyal & Co.,
Chartered Accountants
Firm Registration No. 002368N



(M.P. Jain)

Partner

M. No. 082407

Dated: 22th April, 2022

Place: New Delhi

UDIN: 22082407AIUFJN3667



IUP JINDAL METALS & ALLOYS LIMITED

Balance Sheet as at March 31, 2022

CIN: U74999DL2004PLC128194

(Amount in ₹ Lakhs)

Particulars	Note No.	As At March 31, 2022	As At March 31, 2021
ASSETS			
(1) Non-current Assets			
(a) Property, Plant and Equipment	5	9534.24	6661.18
(b) Capital Work-in-Progress	5	3982.89	5614.58
(c) Other Intangible Assets	6	0.32	0.83
(d) Financial Assets			
Others	7	4.76	4.06
(2) Current Assets			
(a) Inventories	8	6337.68	2881.39
(b) Financial Assets			
(i) Trade Receivables	9	5698.86	3895.99
(ii) Cash and Cash Equivalents	10	8.27	101.39
(iii) Bank Balances other than (ii) above	11	421.95	267.11
(iv) Loans	12	98.07	122.69
(v) Others	13	10.35	3.47
(c) Contract Assets	37(b)	195.70	167.54
(d) Current Tax Assets (Net)	14	171.60	229.82
(e) Other Current Assets	15	1062.28	1333.50
Total Assets		27526.97	21283.55
EQUITY AND LIABILITIES			
Equity			
(a) Equity Share Capital	16	1400.00	1400.00
(b) Other Equity	17	16505.37	14694.50
Liabilities			
(1) Non-current Liabilities			
(a) Financial Liabilities			
Borrowings	18	2916.90	598.98
(b) Provisions	19	178.66	245.64
(c) Deferred Tax Liabilities (Net)	20	907.15	818.26
(2) Current Liabilities			
(a) Financial Liabilities			
(i) Borrowings	21	3300.96	1346.84
(ii) Trade Payables			
- Due to Micro and small enterprises	22	70.61	56.75
- Due to other than Micro and small enterprises	22	1207.81	1626.00
(iii) Other Financial Liabilities	23	268.28	192.86
(b) Other Current Liabilities	24	698.13	263.29
(c) Provisions	25	73.10	40.43
Total Equity and Liabilities		27526.97	21283.55

Significant Accounting Policies and Notes to the financial statements 1-48

As per our report of even date attached.

P.C. GOYAL & CO.

Chartered Accountants

Firm Registration No. 002368N

M.P. Jain

Partner

M.No. 082407



Place: New Delhi

Date: 21/04/22

Indresh Batra

Managing Director

DIN: 00093471

Jagmohan Syal

CEO

Sminu Jindal

Director

DIN: 00005317

Arun Bhalla

Company Secretary

M. No. A27585

Sayed Mohammed Wasim

CFO

IUP JINDAL METALS & ALLOYS LIMITED

Statement of Profit and Loss for the year ended on March 31, 2022

(Amount in ₹ Lakhs)

	Particulars	Note No.	Year Ended March 31, 2022	Year Ended March 31, 2021
I	Gross Revenue from Operations	26	31119.00	18600.11
II	Other Income	27	62.17	169.64
III	Total Income (I+II)		31181.17	18769.75
IV	EXPENSES			
	Cost of Materials Consumed	28	23,617.33	11,897.57
	Changes in Inventories of Finished Goods, Stock-in-Trade and Work-in-Progress	29	(1,461.20)	813.65
	Employee Benefits Expense	30	1,772.48	1,452.91
	Finance Costs	31	244.30	46.66
	Depreciation and Amortisation Expense	32	429.76	416.53
	Other Expenses	33	-	-
	Manufacturing Expenses		3,421.76	1,549.02
	Administrative, Selling and Other Expenses		779.27	471.94
	Total Expenses (IV)		28803.70	16648.28
V	Profit before tax (III-IV)		2377.47	2121.47
VI	Tax Expense:			
	(1) Current Tax		556.59	579.95
	(2) Deferred Tax		69.05	(38.69)
	Total Tax Expense		625.64	541.26
VII	Profit for the year (V-VI)		1751.83	1580.21
VIII	Other Comprehensive Income			
	A. Items that will not be reclassified to profit or loss			
	(i) Re-measurement gains (losses) on defined benefit plans		78.90	52.17
	Income tax effect on above		(19.86)	(13.13)
	Total Other Comprehensive Income		59.04	39.04
IX	Total Comprehensive Income for the year (VII+VIII)		1810.87	1619.25
X	Earnings per equity share:			
	Basic		12.51	11.29
	Diluted		12.51	11.29

Significant Accounting Policies and Notes to the financial statements

1-48

As per our report of even date attached.

P.C. GOYAL & CO.
Chartered Accountants
Firm Registration No. 002368N

M.P. Jain
Partner
M.No. 082407



Place: New Delhi
Date: 2/4/22

Indresh Batra
Managing Director
DIN: 00093471

Jagmohan Syal
CEO

Sminu Jindal
Director
DIN: 00005317

Arun Bhalla
Company Secretary
M. No. A27585

Sayed Mohammed Wasim
CFO


IUP JINDAL METALS & ALLOYS LIMITED
Cash Flow Statement for the year ended March 31, 2022

(Amount in ₹ Lakhs)

Particulars	Year Ended March 31, 2022	Year Ended March 31, 2021
A. CASH FLOW FROM OPERATING ACTIVITIES		
Net Profit before tax and extraordinary item	2377.47	2121.47
Adjustment for		
Depreciation	429.76	416.53
Interest Expense	214.51	29.72
Provision for Doubtful Debts created during the year	3.75	
Provision for Doubtful Debts written Back		(9.76)
Loss/(Profit) on sale of assets	1.48	3.18
Gain on sale of Current Investment		(8.83)
Interest Income	(23.83)	(75.26)
Unrealised Exchange Fluctuation	15.50	4.68
Operating Profit before working capital changes:	3018.65	2481.74
Changes in operating assets and liabilities:		
Inventories	(3,456.29)	278.70
Trade receivables	(1,806.62)	(136.59)
Loans, other financial assets and other assets	112.14	1,632.77
Trade payables	(404.33)	840.11
Other financial liabilities, provisions and other liabilities	539.34	(718.00)
Cash generated from operations	(1,997.11)	4,378.74
Tax paid	(498.36)	(656.27)
Net cash inflow / (outflow) from operating activities	(2,495.47)	3722.47
B. CASH FLOW FROM INVESTING ACTIVITIES		
Sale of fixed assets / capital work-in-progress	10.6	19.9
Purchase of fixed assets / capital work-in-progress	(1,682.73)	(4,615.44)
Sale/ (Purchase) of Current Investments	-	8.83
Interest received	16.96	74.12
Net cash used in Investing Activities	(1,655.17)	(4,512.55)
C. CASH FLOW FROM FINANCING ACTIVITIES		
Term Loan from Bank	3364.29	598.98
Working capital borrowings from bank	907.75	299.37
Interest paid	(214.51)	(29.72)
Net cash used in Financing Activities	4057.53	868.62
(Decrease) / increase in cash and cash equivalents (A+B+C)	(93.12)	78.55
Cash and cash equivalents at beginning of the year	101.39	22.85
Cash and cash equivalents at end of the year	8.27	101.39

As per our report of even date attached.

P.C. GOYAL & CO.
Chartered Accountants
Firm Registration No. 002368N


M.P. Jain
Partner
M.No. 082407



Place: New Delhi
Date: 21/04/2022


Indresh Batra
Managing Director
DIN: 00093471


Jagmohan Syal
CEO


Sayed Mohammed Wasim
CFO


Sminu Jindal
Director
DIN: 00005317


Arun Bhalla
Company Secretary
M. No. A27585

IUP JINDAL METALS & ALLOYS LIMITED

Statement of Changes in Equity for the year ended March 31, 2022

A. Equity Share Capital

(Amount in ₹ Lakhs)

Balance as at April 1, 2020	Changes in equity share capital during 2020-21	Balance as at March 31, 2021	Changes in equity share capital during 2021-22	Balance as at March, 2022
1,400.00	-	1,400.00	-	1,400.00

B. Other Equity

(Amount in ₹ Lakhs)

Particulars	Reserves and Surplus		Items of Other Comprehensive Income	Total
	Securities Premium Reserve	Retained Earnings	Re-measurement gains (losses) on defined benefit plans	
Balance as at April 1, 2020	4660.00	8557.25	(142.00)	13075.25
Total Comprehensive Income for the year 2020-21	0.00	1580.21	39.04	1619.24
Balance as at March 31, 2021	4660.00	10137.46	(102.96)	14694.49
Total Comprehensive Income for the period 2021-22	0.00	1751.83	59.04	1810.86
Balance as at March 31, 2022	4660.00	11889.28	(43.92)	16505.36

Significant Accounting Policies and Notes to the financial statements

1-48

As per our report of even date attached.

P.C. GOYAL & CO.

Chartered Accountants

Firm Registration No. 002368N

M.P. Jain

Partner

M.No. 082407



Place: New Delhi

Date: 22/04/2022

Indresh Batra
Indresh Batra

Managing Director
DIN: 00093471

Sminu Jindal
Sminu Jindal

Director
DIN: 00005317

Jagmohan Syal
Jagmohan Syal

CEO

Arun Bhalla
Arun Bhalla

Company Secretary
M. No. A27585

Sayed Mohammed Wasim
Sayed Mohammed Wasim
CFO

IUP Jindal Metals and Alloys Limited

Notes to Financial Statements

1. Corporate and General Information

IUP Jindal Metals and Alloys Limited ("IUPJ" or "the Company") is domiciled and incorporated in India. The company is a Joint Venture between M/s. Jindal Saw Limited and M/s. Arcelor Mittal Stainless Precision Europe. This JV is in the ratio of 80.71:19.29 as on March 31, 2022 between M/s. Jindal Saw Limited and M/s. Arcelor Mittal Stainless Precision Europe respectively. The Registered Office of the company is 28, Najafgarh Road, New Delhi- 110015 and Works at Dehkhora Road, Village Rohad, District Jhajjar (Haryana)-124501

The Company is a leading manufacturer of High Quality Precision Stainless Steel strips. It offers a wide choice of thin and ultra-thin cold rolled strips. The Precision Stainless Steel & Nickel Alloys manufactured are useful in manufacturing of various products like auto components, clocks, watches & electrical equipment.

2. Basis of preparation

The financial statements have been prepared complying in all material respects with the Indian Accounting Standards notified under Section 133 of the Companies Act 2013, read together with paragraph 7 of the Companies (Accounts) Rule 2015, as amended. The financial statements comply with IND AS notified by Ministry of Company Affairs ("MCA"). The Company has consistently applied the accounting policies used in the preparation for all periods presented. The financial statement has been prepared considering all IND AS as notified by MCA till reporting date i.e. March 31, 2022.

The significant accounting policies used in preparing the financial statements are set out in Note no. 3 of the Notes to the Financial Statements.

The preparation of the financial statements requires management to make estimates and assumptions. Actual results could vary from these estimates. The estimates and underlying assumptions are reviewed on an ongoing basis. Revisions to accounting estimates are recognised in the period in which the estimate is revised if the revision effects only that period or in the period of the revision and future periods if the revision affects both current and future years (refer Note no. 4 on critical accounting estimates, assumptions and judgements).

Ministry of Corporate Affairs ("MCA") through a notification dated March 24, 2021, amended Division II of Schedule III of the Companies Act, 2013. These amendments are applicable for the reporting period beginning on or after April 1, 2021. The amendment encompasses significant additional disclosure requirements and includes certain changes to the existing disclosures. The Company has applied and incorporated the requirements of amended Division II of Schedule III of the Companies Act, 2013 while preparing these standalone financial statements based on available information including exposure draft of revised guidance note on Division II- Ind AS schedule III to the Companies Act, 2013 issued by the corporate laws & corporate governance committee of the Institute of Chartered Accountants India (ICAI).

3.0 Significant Accounting Policies

3.1 Basis of Measurement

The financial statements have been prepared on accrual basis and under the historical cost convention except following which have been measured at fair value:

- financial assets and liabilities except certain Investments and borrowings carried at amortised cost,
- defined benefit plans – plan assets measured at fair value,

The financial statements are presented in Indian Rupees (₹), which is the Company's functional and presentation currency and all amounts are rounded to the nearest two decimals thereof, except as stated otherwise.

3.2 Use of Estimates

The preparation of the financial statements requires management to make estimates and assumptions. Actual results could vary from these estimates. The estimates and underlying assumptions are reviewed on an ongoing basis. Revisions to accounting estimates are recognised in the period in which the estimate is revised if the revision effects only that period or in the period of the revision and future periods if the revision affects both current and future years (refer Note 4 on critical accounting estimates, assumptions and judgements).



IUP Jindal Metals and Alloys Limited

3.3 Property, Plant and Equipment

Property, Plant and Equipment are carried at cost less accumulated depreciation and accumulated impairment losses, if any. Cost includes expenditure that is directly attributable to the acquisition of the items.

Subsequent costs are included in the asset's carrying amount or recognised as a separate asset, as appropriate, only when it is probable that future economic benefits associated with the item will flow to the Company and the cost of the item can be measured reliably. The carrying amount of any component accounted for as a separate asset is derecognised when replaced. All other repairs and maintenance are charged to profit or loss during the reporting period in which they are incurred.

Assets are depreciated to the residual values on a straight line basis over the estimated useful lives based on technical estimates which are considered 24 hours working of Major Plant & Machinery. Assets residual values and useful lives are reviewed at each financial year end considering the physical condition of the assets and benchmarking analysis or whenever there are indicators for review of residual value and useful life. Freehold land is not depreciated. Major overhauling of Plant and equipment is charged to Statement of Profit & Loss account over the period of five years. Estimated useful lives of the assets are as follows:

Category of Assets	Years
Buildings	5-60
Equipment and Machinery	
-Plant and Machinery	2-40
-Electrical Equipment and Installations	15-25
Other Office Equipment	
-Computer Equipment	3-8
-Office Furniture and Equipment	3-10
-Vehicles	8-10

The gain or loss arising on the disposal or retirement of an item of property, plant and equipment is determined as the difference between the sales proceeds and the carrying amount of the asset and is recognised in the Statement of Profit and Loss on the date of disposal or retirement.

3.4 Intangible Assets

Identifiable intangible assets are recognised a) when the Company controls the asset, b) it is probable that future economic benefits attributed to the asset will flow to the Company and c) the cost of the asset can be reliably measured.

Computer software's are capitalised at the amounts paid to acquire the respective license for use and are amortised over the period of license, generally not exceeding six years on straight line basis. The assets' useful lives are reviewed at each financial year end.

3.5 Impairment of non-current assets

An asset is considered as impaired when at the date of Balance Sheet there are indications of impairment and the carrying amount of the asset, or where applicable the cash generating unit to which the asset belongs exceeds its recoverable amount (i.e. the higher of the net asset selling price and value in use). The carrying amount is reduced to the recoverable amount and the reduction is recognized as an impairment loss in the Statement of Profit and Loss. The impairment loss recognized in the prior accounting period is reversed if there has been a change in the estimate of recoverable amount. Post impairment, depreciation is provided on the revised carrying value of the impaired asset over its remaining useful life.

3.6 Cash and cash equivalents

Cash and cash equivalents includes Cash on hand and at bank, deposits held at call with banks, other short-term highly liquid investments with original maturities of three months or less that are readily convertible to a known amount of cash and are subject to an insignificant risk of changes in value and are held for the purpose of meeting short-term cash commitments.

For the purpose of the Statement of Cash Flows, cash and cash equivalents consists of cash and short term deposits, as defined above, net of outstanding bank overdraft as they are considered an integral part of the Company's cash management.



IUP Jindal Metals and Alloys Limited

3.7 Inventories

Inventories are valued at the lower of cost and net realizable value except scrap, which is valued at net realizable value. Net realisable value is the estimated selling price in the ordinary course of business, less estimated costs of completion and the estimated costs necessary to make the sale. The cost of inventories comprises of cost of purchase, cost of conversion and other costs incurred in bringing the inventories to their respective present location and condition. Cost is computed on the weighted average basis.

3.8 Leases

The company enters into lease arrangements. Effective April 1, 2019 with pronouncement of Ind AS 116, leases, the recognition, presentation and disclosure of lease by the group has been done as per Ind AS 116. As per Ind AS 116, leases, the arrangement is, or contains, a lease if fulfilment of the arrangement is dependent on the use of a specific asset or assets and the arrangement conveys a right to use the asset or assets for a period of time in exchange for consideration, even if that right is not explicitly specified in an arrangement.

Lease accounting by lessee

The Company, as a lessee, recognises a right-of-use asset and a lease liability for its leasing arrangements, if the contract conveys the right to control the use of an identified asset.

The contract conveys the right to control the use of an identified asset, if it involves the use of an identified asset and the Company has substantially all of the economic benefits from use of the asset and has right to direct the use of the identified asset. The cost of the right-of-use asset shall comprise of the amount of the initial measurement of the lease liability adjusted for any lease payments made at or before the commencement date plus any initial direct costs incurred. The right-of-use assets is subsequently measured at cost less any accumulated depreciation, accumulated impairment losses, if any and adjusted for any remeasurement of the lease liability. The right -of-use assets is depreciated using the straight-line method from the commencement date over the shorter of lease term or useful life of right-of-use asset.

The Company measures the lease liability at the present value of the lease payments that are not paid at the commencement date of the lease. The lease payments are discounted using the interest rate implicit in the lease, if that rate can be readily determined. If that rate cannot be readily determined, the Company uses incremental borrowing rate. For short-term and low value leases, the Company recognises the lease payments as an operating expense on a straight -line basis over the lease term.

3.9 Employee benefits

a) Short term employee benefits are recognized as an expense in the Statement of Profit and Loss of the year in which the related services are rendered.

b) Leave encashment being a short term benefit is accounted for using the Projected Unit Credit Method, on the basis of actuarial valuations carried out by third party actuaries at each Balance Sheet date. Actuarial gains and losses arising from experience adjustments and changes in actuarial assumptions are charged or credited to profit and loss in the period in which they arise.

c) Contribution to Provident Fund, a defined contribution plan, is made in accordance with the statute, and is recognised as an expense in the year in which employees have rendered services.

d) Contribution to Superannuation fund, a defined contribution plan, is made in accordance with the Company policy, and is recognised as an expense in the year in which employees have rendered services.

e) The cost of providing gratuity, a defined benefit plans, is determined using the Projected Unit Credit Method, on the basis of actuarial valuations carried out by third party actuaries at each Balance Sheet date. Actuarial gains and losses arising from experience adjustments and changes in actuarial assumptions are charged or credited to Other Comprehensive Income in the period in which they arise. Other costs are accounted in statement of profit and loss.

The Company operates a defined benefit plan for gratuity, which requires contributions to be made to a separately administered fund. The fund is managed by a trust. The trust has taken policies from an insurance company. These benefits are fully funded.

3.10 Foreign currency reinstatement and translation

(a) Functional and presentation currency

The financial statements have been presented in Indian Rupees (₹), which is the Company's functional and presentation currency.



IUP Jindal Metals and Alloys Limited

(b) Transactions and balances

Transactions in foreign currencies are initially recorded by the Company at rates prevailing at the date of the transaction. Subsequently monetary items are translated at closing exchange rates of balance sheet date and the resulting exchange difference recognised in profit or loss. Differences arising on settlement of monetary items are also recognised in profit or loss.

Non-monetary items that are measured in terms of historical cost in a foreign currency are translated using the exchange rates at the dates of the transaction. Non-monetary items carried at fair value that are denominated in foreign currencies are translated at the exchange rates prevailing at the date when the fair value was determined. Exchange component of the gain or loss arising on fair valuation of non-monetary items is recognised in line with the gain or loss of the item that gave rise to such exchange difference.

3.11 Financial instruments – initial recognition, subsequent measurement and impairment

A financial instrument is any contract that gives rise to a financial asset of one entity and a financial liability or equity instrument of another entity.

a. Financial Assets

Financial Assets are measured at amortised cost or fair value through Other Comprehensive Income or fair value through Profit or Loss, depending on its business model for managing those financial assets and the assets contractual cash flow characteristics.

Subsequent measurements of financial assets are dependent on initial categorisation. For impairment purposes significant financial assets are tested on an individual basis, other financial assets are assessed collectively in groups that share similar credit risk characteristics.

Measurement

At initial recognition, the Company measures a financial asset at its fair value plus, in the case of a financial asset not at fair value through profit or loss, transaction costs that are directly attributable to the acquisition of the financial asset. Transaction costs of financial assets carried at fair value through profit or loss are expensed in profit or loss.

Financial assets with embedded derivatives are considered in their entirety when determining whether their cash flows are solely payment of principal and interest.

Trade receivables

A receivable is classified as a 'trade receivable' if it is in respect to the amount due from customers on account of goods sold or services rendered in the ordinary course of business. Trade receivables are recognised initially at fair value and subsequently measured at amortised cost using the effective interest method, less provision for impairment. For some trade receivables the Company may obtain security in the form of guarantee, security deposit or letter of credit which can be called upon if the counterparty is in default under the terms of the agreement.

Impairment is made on the expected credit losses, which are the present value of the cash shortfalls over the expected life of financial assets. The estimated impairment losses are recognised in a separate provision for impairment and the impairment losses are recognised in the Statement of Profit and Loss within other expenses.

Subsequent changes in assessment of impairment are recognised in provision for impairment and the change in impairment losses are recognised in the Statement of Profit and Loss within other expenses.

For foreign currency trade receivable, impairment is assessed after reinstatement at closing rates.

Individual receivables which are known to be uncollectible are written off by reducing the carrying amount of trade receivable and the amount of the loss is recognised in the Statement of Profit and Loss within other expenses.

Subsequent recoveries of amounts previously written off are credited to Other Income.



IUP Jindal Metals and Alloys Limited

De-recognition of financial asset

A financial asset is derecognised only when

- The company has transferred the rights to receive cash flows from the financial asset or
- Retains the contractual rights to receive the cash flows of the financial asset, but assumes a contractual obligation to pay the cash flows to one or more recipients.

Where the entity has transferred an asset, the company evaluates whether it has transferred substantially all risks and rewards of ownership of the financial asset. In such cases, the financial asset is derecognised. Where the entity has not transferred substantially all risks and rewards of ownership of the financial asset, the financial asset is not derecognised.

Where the entity has neither transferred a financial asset nor retains substantially all risks and rewards of ownership of the financial asset, the financial asset is derecognised if the company has not retained control of the financial asset. Where the company retains control of the financial asset, the asset is continued to be recognised to the extent of continuing involvement in the financial asset.

b. Financial Liabilities

At initial recognition, all financial liabilities other than fair valued through profit and loss are recognised initially at fair value less transaction costs that are attributable to the issue of financial liability. Transaction costs of financial liability carried at fair value through profit or loss is expensed in profit or loss.

Financial liabilities are classified in two categories; subsequent measurement of financial liabilities is depended on initial categorisation. These categories and their classification are as below:

i. Financial liabilities at fair value through profit or loss

Financial liabilities at fair value through profit or loss include financial liabilities held for trading. The Company has not designated any financial liabilities upon initial measurement recognition at fair value through profit or loss. Financial liabilities at fair value through profit or loss are reported at fair value at each reporting date with all the changes recognized in the Statement of Profit and Loss.

ii. Financial liabilities measured at amortised cost

After initial recognition, interest bearing loans and borrowings are subsequently measured at amortised cost using the effective interest rate method ("EIR") except for those designated in an effective hedging relationship. The carrying value of borrowings that are designated as hedged items in fair value hedges that would otherwise be carried at amortised cost are adjusted to record changes in fair values attributable to the risks that are hedged in effective hedging relationship.

Amortised cost is calculated by taking into account any discount or premium on acquisition and fee or costs that are an integral part of the EIR. The EIR amortisation is included in finance costs in the Statement of Profit and Loss.

After initial recognition, interest-bearing borrowings are subsequently measured at amortised cost using the effective interest method. Any difference between the proceeds (net of transaction costs) and the redemption amount is recognised in profit or loss over the period of the borrowings using the effective interest method. Fees paid on the establishment of loan facilities are recognised as transaction costs of the loan to the extent that it is probable that some or all of the facility will be drawn down.

Borrowings are classified as current liabilities unless the Company has an unconditional right to defer settlement of the liability for at least twelve months after the reporting period.

Trade and other payables

A payable is classified as 'trade payable' if it is in respect of the amount due on account of goods purchased or services received in the normal course of business. These amounts represent liabilities for goods and services provided to the Company prior to the end of financial year which are unpaid. Trade and other payables are presented as current liabilities unless payment is not due within 12 months after the reporting period. They are recognised initially at their fair value and subsequently measured at amortised cost using the effective interest method.

De-recognition of financial liability



IUP Jindal Metals and Alloys Limited

A financial liability is derecognised when the obligation under the liability is discharged or cancelled or expires. The difference between the carrying amount of a financial liability that has been extinguished or transferred to another party and the consideration paid, including any non-cash assets transferred or liabilities assumed, is recognised in profit or loss as other income or finance costs.

3.12 Equity share capital

Ordinary shares are classified as equity. Incremental costs net of taxes directly attributable to the issue of new equity shares are reduced from retained earnings, net of taxes.

3.13 Borrowing costs

Borrowing costs specifically relating to the acquisition or construction of qualifying assets that necessarily takes a substantial period of time to get ready for its intended use are capitalized (net of income on temporarily deployment of funds) as part of the cost of such assets. Borrowing costs consist of interest and other costs that the Company incurs in connection with the borrowing of funds.

For general borrowing used for the purpose of obtaining a qualifying asset, the amount of borrowing costs eligible for capitalization is determined by applying a capitalization rate to the expenditures on that asset. The capitalization rate is the weighted average of the borrowing costs applicable to the borrowings of the Company that are outstanding during the period, other than borrowings made specifically for the purpose of obtaining a qualifying asset. The amount of borrowing costs capitalized during a period does not exceed the amount of borrowing cost incurred during that period.

All other borrowing costs are expensed in the period in which they occur.

3.14 Taxation

Income tax expense represents the sum of current and deferred tax (including MAT). Tax is recognised in the Statement of Profit and Loss, except to the extent that it relates to items recognised directly in equity or other comprehensive income, in such cases the tax is also recognised directly in equity or in other comprehensive income. Any subsequent change in direct tax on items initially recognised in equity or other comprehensive income is also recognised in equity or other comprehensive income, such change could be for change in tax rate.

Current tax provision is computed for Income calculated after considering allowances and exemptions under the provisions of the applicable Income Tax Laws. Current tax assets and current tax liabilities are off set, and presented as net.

Deferred tax is recognised on differences between the carrying amounts of assets and liabilities in the Balance sheet and the corresponding tax bases used in the computation of taxable profit and are accounted for using the liability method. Deferred tax liabilities are generally recognised for all taxable temporary differences, and deferred tax assets are generally recognised for all deductible temporary differences, carry forward tax losses and allowances to the extent that it is probable that future taxable profits will be available against which those deductible temporary differences, carry forward tax losses and allowances can be utilised. Deferred tax assets and liabilities are measured at the applicable tax rates. Deferred tax assets and deferred tax liabilities are off set, and presented as net.

The carrying amount of deferred tax assets is reviewed at each balance sheet date and reduced to the extent that it is no longer probable that sufficient taxable profits will be available against which the temporary differences can be utilised.

Minimum Alternative Tax (MAT) is applicable to the Company. Credit of MAT is recognised as an asset only when and to the extent there is convincing evidence that the Company will pay normal income tax during the specified period, i.e., the period for which MAT credit is allowed to be carried forward. In the year in which the MAT credit becomes eligible to be recognised as an asset, the said asset is created by way of a credit to the profit and loss account and shown as MAT credit entitlement. The Company reviews the same at each balance sheet date and writes down the carrying amount of MAT credit entitlement to the extent there is no longer convincing evidence to the effect that the Company will pay normal income tax during the specified period.



IUP Jindal Metals and Alloys Limited

3.15 Revenue recognition and Other income

Sale of Goods

Revenue is recognized at the fair value of consideration received or receivable and represents the net invoice value of goods supplied to third parties after deducting discounts, volume rebates and outgoing sales tax and are recognized either on delivery or on transfer of significant risk and rewards of ownership of the goods. Revenue is inclusive of excise duty. Material returned/rejected is accounted for in the year of return/ rejection.

Sale of Services-Job work

Revenue from job work charges is accounted for on the basis of work performed and rendering of service as per the terms of the specific contract.

Other Operating Income

Incentives on exports and other Government incentives related to operations are recognised in books after due consideration of certainty of utilization/receipt of such incentives.

Other Income

Interest

Interest income is recognised on a time proportion basis taking into account the amount outstanding and the rate applicable.

3.16 Earnings per share

Basic earnings per share are calculated by dividing the net profit or loss for the year attributable to equity shareholders (after deducting preference dividends and attributable taxes) by the weighted average number of equity shares outstanding during the year. Partly paid equity shares are treated as a fraction of an equity share to the extent that they were entitled to participate in dividends relative to a fully paid equity share during the reporting year.

For the purpose of calculating diluted earnings per share, the net profit or loss for the year attributable to equity shareholders and the weighted average number of shares outstanding during the year are adjusted for the effects of all dilutive potential equity shares, if any.

3.17 Provisions and contingencies

Provisions

Provisions are recognised when the Company has a present obligation (legal or constructive) as a result of a past event, it is probable that an outflow of resources embodying economic benefits will be required to settle the obligation and a reliable estimate can be made of the amount of the obligation. If the effect of the time value of money is material, provisions are discounted using equivalent period government securities interest rate. Unwinding of the discount is recognised in the Statement of Profit and Loss as a finance cost. Provisions are reviewed at each balance sheet date and are adjusted to reflect the current best estimate.

Gratuity and leave encashment provision

Refer Note no 3.8 for provision relating to gratuity and leave encashment.

Contingencies

Contingent liabilities are disclosed when there is a possible obligation arising from past events, the existence of which will be confirmed only by the occurrence or non-occurrence of one or more uncertain future events not wholly within the control of the Company or a present obligation that arises from past events where it is either not probable that an outflow of resources will be required to settle or a reliable estimate of the amount cannot be made. Information on contingent liability is disclosed in the Notes to the Financial Statements. Contingent assets are not recognised. However, when the realisation of income is virtually certain, then the related asset is no longer a contingent asset, but it is recognised as an asset.

3.18 Current versus non-current classification

The Company presents assets and liabilities in statement of financial position based on current/non-current classification.

The Company has presented non-current assets and current assets before equity, non-current liabilities and current liabilities in accordance with Schedule III, Division II of Companies Act, 2013 notified by MCA.



IUP Jindal Metals and Alloys Limited

An asset is classified as current when it is:

- a) Expected to be realised or intended to be sold or consumed in normal operating cycle,
- b) Held primarily for the purpose of trading,
- c) Expected to be realised within twelve months after the reporting period, or
- d) Cash or cash equivalent unless restricted from being exchanged or used to settle a liability for at least twelve months after the reporting period.

All other assets are classified as non-current.

A liability is classified as current when:

- a) It is expected to be settled in normal operating cycle,
- b) It is held primarily for the purpose of trading,
- c) It is due to be settled within twelve months after the reporting period, or
- d) There is no unconditional right to defer the settlement of the liability for at least twelve months after the reporting period.

All other liabilities are classified as non-current.

The operating cycle is the time between the acquisition of assets for processing and their realisation in cash or cash equivalents.

Deferred tax assets and liabilities are classified as non-current assets and liabilities.

3.19 Recent accounting pronouncements

New and amended standards applied

The group has applied the following amendments to Ind AS for the first time for their annual reporting period commencing 1 April 2021:

- Extension of COVID-19 related concessions – amendments to Ind AS 116
- Interest rate benchmark reform – amendments to Ind AS 109, Financial Instruments, Ind AS 107, Financial Instruments: Disclosures, Ind AS 104, Insurance Contracts and Ind AS 116, Leases.

The amendments listed above did not have any impact on the amounts recognised in prior periods and are not expected to significantly affect the current or future periods.

Ministry of Corporate Affairs (“MCA”) has vide notification dated 23 March 2022 notified Companies (Indian Accounting Standards) Amendment Rules, 2022 which amends certain accounting standards, and are effective 1 April 2022. These amendments are not expected to have a material impact on the group in the current or future reporting periods and on foreseeable future transactions.

Ministry of Corporate Affairs (“MCA”) amended the Schedule III to the Companies Act, 2013 on 24 March 2021 to increase the transparency and provide additional disclosures to users of financial statements. These amendments are effective from April 1, 2021.

Consequent to above, the group has changed the classification/presentation of

- (i) current maturities of long-term borrowings
- (ii) security deposits, in the current year.

The current maturities of long-term borrowings (including interest accrued) has now been included in the “Current borrowings” line item. Previously, current maturities of long-term borrowings and interest accrued were included in ‘other financial liabilities’ line item.

Further, security deposits (which meet the definition of a financial asset as per Ind AS 32) have been included in ‘other financial assets’ line item. Previously, these deposits were included in ‘loans’ line item.

4. Critical accounting estimates, assumptions and judgements

In the process of applying the Company’s accounting policies, management has made the following estimates, assumptions and judgements, which have significant effect on the amounts recognised in the financial statement:

(a) Property, plant and equipment

External adviser or internal technical team assess the remaining useful lives and residual value of property, plant and equipment. Management believes that the assigned useful lives and residual value are reasonable. The estimates and assumptions made to determine depreciation are critical to the Company’s financial position and performance.



IUP Jindal Metals and Alloys Limited

(b) Intangibles

Internal technical or user team assess the remaining useful lives of Intangible assets. Management believes that assigned useful lives are reasonable.

(c) Income taxes

Management judgment is required for the calculation of provision for income taxes and deferred tax assets and liabilities. The Company reviews at each balance sheet date the carrying amount of deferred tax assets. The factors used in estimates may differ from actual outcome which could lead to significant adjustment to the amounts reported in the financial statements.

(d) Contingencies

Management judgement is required for estimating the possible outflow of resources, if any, in respect of contingencies/claim/litigations against the Company as it is not possible to predict the outcome of pending matters with accuracy.

(e) Allowance for uncollected accounts receivable and advances

Trade receivables do not carry any interest and are stated at their normal value as reduced by appropriate allowances for estimated irrecoverable amounts. Individual trade receivables are written off when management deems them not to be collectible. Impairment is made on the expected credit losses, which are the present value of the cash shortfall over the expected life of the financial assets.

(f) Insurance claims

Insurance claims are recognised when the Company have reasonable certainty of recovery. Subsequently any change in recoverability is provided for.

(g) Liquidated damages

Liquidated damages payable are estimated and recorded as per contractual terms; estimate may vary from actuals as levy by customer.



IUP JINDAL METALS & ALLOYS LIMITED
Notes to Financial Statements

5. Property, Plant and Equipment

(Amount in ₹ Lakhs)

Particulars	Freehold land	Buildings	Plant and Equipment	Office Equipments	Vehicles	Furniture and Fixtures	Computers	Total	Capital Work in Progress
Gross Block									
As at April 1, 2020	1331.66	2020.02	6142.42	31.80	66.87	11.45	20.50	9624.73	1018.61
Additions	-	-	4.79	-	-	-	-	4.79	4595.97
Add/(Less): Transfer	-	-	-	-	-	-	-	-	-
Disposal	-	-	-	-	19.94	-	-	19.94	-
Adjustments	-	-	-	-	-	-	-	-	-
As at March 31, 2021	1331.66	2020.02	6147.21	31.80	46.93	11.45	20.50	9609.58	5614.58
Additions	-	-	901.40	0.21	11.44	2.98	2.70	918.72	759.25
Add/(Less): Transfer	-	991.87	1374.25	-	24.48	0.32	-	2390.92	(2,390.92)
Disposal	-	-	-	-	10.60	-	-	10.60	-
Adjustments	-	-	-	-	-	-	-	-	-
As at March 31, 2022	1331.66	3011.89	8422.86	32.01	72.25	14.75	23.20	12908.62	3982.89
Accumulated Depreciation									
As at April 1, 2020	-	384.73	2100.78	18.75	24.12	3.97	12.79	2545.14	-
Charge for the year	-	58.46	343.43	3.79	4.84	1.17	3.07	414.76	-
Disposal	-	-	-	-	11.50	-	-	11.50	-
Adjustments	-	-	-	-	-	-	-	-	-
As at March 31, 2021	-	443.19	2444.21	22.54	17.46	5.14	15.86	2948.40	-
Charge for the period	-	84.54	324.20	3.68	7.04	7.41	2.38	429.25	-
Disposal	-	-	-	-	3.27	-	-	3.27	-
Adjustments	-	-	-	-	-	-	-	-	-
As at March 31, 2022	-	527.73	2768.41	26.22	21.23	12.55	18.24	3374.38	-
Net Carrying Amount									
As at March 31, 2021	1331.66	1576.83	3703.00	9.26	29.47	6.31	4.64	6661.18	5614.58
As at March 31, 2022	1331.66	2484.16	5654.45	5.78	51.03	2.20	4.96	9534.24	3982.89



IUP JINDAL METALS & ALLOYS LIMITED
Notes to Financial Statements

6. Intangible Assets

(Amount in ₹ Lakhs)

Particulars	Software
Cost	
As at April 1, 2020	20.44
Additions	-
Disposal	-
Adjustments	-
As at March 31, 2021	20.44
Additions	-
Disposal	-
Adjustments	-
As at March 31, 2022	20.44
Accumulated Depreciation	
As at April 1, 2020	17.84
Charge for the year	1.77
Disposal	-
Adjustments	-
As at March 31, 2021	19.61
Charge for the year	0.51
Disposal	-
Adjustments	-
As at March 31, 2022	20.12
Net carrying amount	
As at March 31, 2021	0.83
As at March 31, 2022	0.32



IUP JINDAL METALS & ALLOYS LIMITED
Notes to Financial Statements

(Amount in ₹ Lakhs)

Note No	Particulars	As At March 31, 2022	As At March 31, 2021
7	OTHER NON-CURRENT FINANCIAL ASSETS		
	Unsecured, Considered good		
	Security Deposits	3.13	2.43
	Bank Deposits with remaining maturity more than 12 months*	1.63	1.63
	Total Financial Assets - Others	4.76	4.06

*Pledged with bank against Bank Guarantees and Securities with Govt. Authorities.

(Amount in ₹ Lakhs)

Note No	Particulars	As At March 31, 2022	As At March 31, 2021
8	INVENTORIES		
	Raw Materials	3736.32	1831.02
	Work-in-Progress	1474.27	289.20
	Finished Goods	507.93	267.38
	Scrap	97.11	61.52
	Stores and Spares	522.05	432.27
	Total Inventories	6337.68	2881.39

(Amount in ₹ Lakhs)

Note No	Particulars	As At March 31, 2022	As At March 31, 2021
9	TRADE RECEIVABLES		
	Related Parties		
	Unsecured, considered good	173.76	133.95
	Others		
	Secured, considered good	288.69	254.15
	Unsecured, considered good	5236.41	3507.89
	Trade Receivables which have significant increase in credit Risk	194.91	191.17
	Trade Receivables- credit impaired	(194.91)	(191.17)
	Total Trade Receivables	5698.86	3895.99



IUP JINDAL METALS & ALLOYS LIMITED
Notes to Financial Statements

(Amount in ₹ Lakhs)

Note	Particulars	As At March 31, 2022	As At March 31, 2021
10	<u>CASH AND CASH EQUIVALENTS</u>		
	Balance with Banks		
	-In Current Accounts	0.18	83.48
	Cash on Hand	0.87	.51
	Fixed Deposits with Banks -with original maturity of less than 3 months*	7.22	17.41
	Total Cash and Cash Equivalents	8.27	101.39

*Pledged with bank against Bank Guarantees and Securities with Govt. Authorities.

(Amount in ₹ Lakhs)

Note No	Particulars	As At March 31, 2022	As At March 31, 2021
11	<u>OTHER BANK BALANCES</u>		
	Fixed Deposits with Banks - with remaining maturity of less than 12 months and other than considered in cash and cash equivalents*	421.95	267.11
	Total Other Bank Balances	421.95	267.11

*Pledged with bank against Bank Guarantees and Securities with Govt. Authorities of ` 2,51,29,265/- (Previous Year ` 12,79,71,100/-)

(Amount in ₹ Lakhs)

Note No	Particulars	As At March 31, 2022	As At March 31, 2021
12	<u>LOANS</u>		
	Unsecured, considered good - Loan to employees	98.07	122.69
	Total	98.07	122.69

(Amount in ₹ Lakhs)

Note No	Particulars	As At March 31, 2022	As At March 31, 2021
13	<u>OTHER FINANCIAL ASSETS</u>		
	Interest Accrued on Fixed Deposits	10.35	3.47
	Total Other Financial Assets	10.35	3.47

(Amount in ₹ Lakhs)

Note No	Particulars	As At March 31, 2022	As At March 31, 2021
14	<u>CURRENT TAX ASSETS (NET)</u>		
	Advance Taxation (net)	171.60	229.82
	Total Current Tax Assets (Net)	171.60	229.82

(Amount in ₹ Lakhs)

Note No	Particulars	As At March 31, 2022	As At March 31, 2021
15	<u>OTHER CURRENT ASSETS</u>		
	Advance to Suppliers	121.70	669.00
	Others receivables*	940.58	664.50
	Total Other Current Assets	1062.28	1333.50

* includes GST and other balance with Authorities etc.



IUP JINDAL METALS & ALLOYS LIMITED
Notes to Financial Statements

(Amount in ₹ Lakhs)

Note	Particulars	As At March 31, 2022	As At March 31, 2021
16	SHARE CAPITAL		
	Authorised 15,000,000 Equity Shares of ₹ 10/- each	1500.00	1500.00
	Issued, Subscribed and Paid up 14,000,000 Equity Shares of ₹ 10/- each	1400.00	1400.00

16 (a) Reconciliation of the number of shares at the beginning and end of the Reporting year:

Particulars	As At March 31, 2022	As At March 31, 2021
Shares outstanding at the beginning of the year	140.00	140.00
Shares issued during the year	-	-
Shares outstanding at the end of the year	140.00	140.00

(Amount in ₹ Lakhs)

16 (b)	Shares held by the Holding Company	113.00
	Percentage of Holding	80.71%

16 (c) Shares held by each shareholder holding more than 5% shares

Particulars	As At March 31, 2022		As At March 31, 2021		As At March 31, 2020
	No of Shares held	% of holding	No of Shares held	% of holding	No of Shares held
Jindal Saw Limited*	113.00	80.71	113.00	80.71	113.00
Aperam Stainless Services & Solutions Precision SAS	27.00	19.29	27.00	19.29	27.00

*including 60 shares (previous year 60 shares) held by persons as nominee of Jindal Saw Limited.

Particulars	As At March 31, 2022	As At March 31, 2021
16 (d) Aggregate number of bonus shares issued, shares issued for consideration other than cash and bought back shares during the period of five years immediately preceding the reporting date:	NIL	NIL

16 (e) Terms/Rights attached to Equity Shares

The Company has only one class of equity shares having a par value of ₹ 10/- per equity share. Each equity shareholder is entitled to one vote per share.

16 (f) Shares held by promoters at the end of the year

S.No.	Name Of Shareholders	Number of shares held	% Shareholding	% Change during the year
1.	Mr. Prithavi Raj Jindal*	10	--	--
2.	Ms. Sminu Jindal *	10	--	--
3.	Mr. Indresh Batra *	20	--	--
4.	Mr. Deepak Goyal*	10	--	--
5.	Mr. Manish Sarin*	10	--	--
6.	M/s Jindal Saw Limited	11299940	80.71	--
7.	Aperam Stainless Services & Solution Precision SAS	2700000	19.29	--
	Total Equity Shares of Rs. 10/- each	14000000	100	--

*Holding shares as Nominees of Jindal Saw Limited.



IUP JINDAL METALS & ALLOYS LIMITED
Notes to Financial Statements

(Amount in ₹ Lakhs)

Particulars		As At March 31, 2022	As At March 31, 2021
17	Other Equity		
(i)	Securities Premium Reserve		
	Opening Balance	4660.00	4660.00
	Add: Addition for the year	-	-
	Closing Balance (i)	4660.00	4660.00
(ii)	Retained Earnings		
	Opening Balance	10137.46	8557.25
	Add: Net profit for the year	1751.83	1580.21
	Closing Balance (ii)	11889.29	10137.46
(iii)	Items of Other Comprehensive Income		
	Re-measurement gains (losses) on defined benefit plans		
	Opening Balance	(102.96)	(142.00)
	Add: Addition for the year	59.04	39.04
	Closing Balance (iii)	(43.92)	(102.96)
	Total Other Equity (i+ii+iii)	16505.37	14694.50

Nature of Reserves

Retained Earnings represent the undistributed profits of the Company.

Other Comprehensive Income Reserve represent the balance in equity for items to be accounted in Other Comprehensive Income. OCI is classified into i). Items that will not be reclassified to profit and loss ii). Items that

Securities Premium Reserve represents the amount received in excess of par value of equity shares. Section 52 of Companies Act, 2013 specify restriction and utilisation of security premium.



IUP JINDAL METALS & ALLOYS LIMITED
Notes to Financial Statements

(Amount in ₹ Lakhs)

Note	Particulars	As At March 31, 2022	As At March 31, 2021
18	NON-CURRENT BORROWINGS		
	SECURED		
	Term Loan Form Bank*	2916.90	598.98
	Total Provisions	2916.90	598.98

* Term Loan of Rs 39,63,26,994 (rate of Interest 7.45% p.a on 29,63,26,994 & 6.90% p.a on 10,00,00,000) (Previous year Rs. 5,98,97,813) is secured by way of first charge on all immovable and movable fixed assets of the company and second charge on current assets of the company both present and future. Loan has moratorium period for 1 year i.e FY 2021-22 so Repayment will start from FY 2022-23. The loan of Rs. 29,63,26,994 is repayable in 16 structured quarterly installment and loan of Rs.10,00,00,000 is repayable in 36 monthly installments. The yearwise breakup of repayment is as follows:

Year of Repayment	(Amount in `)	(Amount in `)
2022-2023	74,081,748	30,555,556
2023-2024	74,081,748	33,333,333
2024-2025	74,081,748	33,333,333
2025-2026	74,081,748	2,777,778
Total Outstanding Balance	296,326,994	100,000,000

There is no default in repayment of interest and principal thereon.

(Amount in ₹ Lakhs)

Note No	Particulars	As At March 31, 2022	As At March 31, 2021
19	PROVISIONS		
	Provision for Employee Benefit		
	Provision for Gratuity	21.61	95.26
	Provision for Leave Encashment	157.04	150.38
	Total Provisions	178.66	245.64

(Amount in ₹ Lakhs)

Note No	Particulars	As At March 31, 2022	As At March 31, 2021
20	DEFERRED TAX LIABILITIES (NET)		
	Deferred Tax Liability		
	Difference between Book and Tax Base Related to Fixed Assets	1176.28	938.37
	Total Deferred Tax Liability - A	1176.28	938.37
	Deferred Tax Assets		
	Disallowance under Income Tax Act, 1961	269.12	120.11
	Total Deferred Tax Assets - B	269.12	120.11
	Net Deferred Tax Liabilities (A-B)	907.15	818.26
	Less: MAT Credit Entitlement	-	
	Deferred Tax Liabilities (Net)	907.15	818.26
	Deferred Tax Liability/(Assets) Recognised in Profit and Loss and OCI		
	Deferred Tax Liability/(Assets) Recognised in Profit and Loss	69.05	(38.69)
	Deferred Tax Liability/(Assets) Recognised in OCI	19.86	13.13
		88.91	(25.56)



IUP JINDAL METALS & ALLOYS LIMITED
Notes to Financial Statements

(Amount in ₹ Lakhs)

Note	Particulars	As At March 31, 2022	As At March 31, 2021
21	BORROWINGS		
	Secured Loan		
	Working Capital Borrowings from Banks*	2254.59	1346.84
	Current maturities of Non-current borrowings	1046.37	-
	Total Borrowings	3300.96	1346.84

*Secured by way of first charge on the hypothecation of the current assets extended by second charge on the fixed assets of the Company. Interest rate @ 7.50 % p.a. There is no default in repayment of interest and loan thereon.

(Amount in ₹ Lakhs)

Note No	Particulars	As At March 31, 2022	As At March 31, 2021
22	TRADE PAYABLES		
	Sundry Creditors		
	- Due to Micro and Small Enterprise* (refer Note No 42)	70.61	56.75
	- Due to Others	1207.81	1626.00
	Total Trade Payables	1278.42	1682.75

(Amount in ₹ Lakhs)

Note No	Particulars	As At March 31, 2022	As At March 31, 2021
23	OTHER FINANCIAL LIABILITIES		
	Dues to Employees	70.13	94.03
	Other Liabilities*	198.15	98.83
	Total Other Financial Liabilities	268.28	192.86

*Other liabilities includes provision for expenses etc.

(Amount in ₹ Lakhs)

Note No	Particulars	As At March 31, 2022	As At March 31, 2021
24	OTHER CURRENT LIABILITIES		
	Unamortised portion of government grant	174.73	162.18
	Advance from Customers	488.44	70.63
	Statutory Dues Payable	34.96	30.48
	Others Liabilities	-	-
	Total Other Current Liabilities	698.13	263.29

(Amount in ₹ Lakhs)

Note No	Particulars	As At March 31, 2022	As At March 31, 2021
25	PROVISIONS		
	Provision for Employee Benefit		
	Provision for Gratuity	48.48	14.32
	Provision for Leave Encashment	24.62	26.10
	Total Provisions	73.10	40.43



IUP JINDAL METALS & ALLOYS LIMITED
Notes to Financial Statements

(Amount in ₹ Lakhs)

Note No	Particulars	Year Ended March 31, 2022	Year Ended March 31, 2021
26	GROSS REVENUE FROM OPERATIONS		
	a) Sale of Products		
	Cold Rolled S.S. Coils & H&T Coils	29327.03	17085.08
	b) Sale of Services		
	Job Work Charges - CR S.S. Coils	1766.46	1495.16
	c) Other Operating Revenues		
	Interest from customers	10.23	15.70
	Export and other government incentives	15.28	4.17
	Gross Revenue from Operations	31119.00	18600.11

(Amount in ₹ Lakhs)

Note No	Particulars	Year Ended March 31, 2022	Year Ended March 31, 2021
27	OTHER INCOME		
	Interest Income		
	On Fixed Deposit with Banks	23.66	34.08
	Others	0.18	41.18
	Provision for Doubtful Debts Written Back	-	9.76
	Liabilities no Longer Required Written Back	0.63	9.49
	Gain on Sale of Current Investment	-	8.83
	Net Gain on Foreign Currency Transactions	-	26.01
	Insurance Claim Received	17.40	17.76
	Interest on Income Tax refund	7.32	-
	Other Non-Operating Income	12.98	22.53
	Total Other Income	62.17	169.64

(Amount in ₹ Lakhs)

Note No	Particulars	Year Ended March 31, 2022	Year Ended March 31, 2021
28	COST OF MATERIALS CONSUMED		
	Raw Material Consumed	23617.33	11897.57
	Total Cost of Materials Consumed	23617.33	11897.57

(Amount in ₹ Lakhs)

Note No	Particulars	Year Ended March 31, 2022	Year Ended March 31, 2021
29	CHANGES IN INVENTORIES OF FINISHED GOODS, WORK-IN-PROGRESS AND SCRAP		
	(a) Opening Stock		
	(i) Work-In-Progress	289.20	898.89
	(ii) Finished Goods	267.38	511.09
	(iii) Scrap	61.52	21.78
	Total Opening Stock	618.11	1431.76
	(b) Closing Stock		
	(i) Work-In-Progress	1474.27	289.20
	(ii) Finished Goods	507.93	267.38
	(iii) Scrap	97.11	61.52
	Total Closing Stock	2079.31	618.11
	Net (Increase)/Decrease In Stock	(1461.20)	813.65
	Excise Duty on Increase/(Decrease) in Closing Stock	-	-
	Total (Increase)/Decrease In Stock	(1461.20)	813.65



IUP JINDAL METALS & ALLOYS LIMITED
Notes to Financial Statements

(Amount in ₹ Lakhs)

Note No	Particulars	Year Ended March 31, 2022	Year Ended March 31, 2021
30	EMPLOYEE BENEFITS EXPENSE		
	Salaries and Wages	1603.18	1266.90
	Contribution to Provident Fund and Other Funds	126.98	136.23
	Workmen and Staff Welfare Expenses	42.32	49.78
	Total Employee Benefits Expense	1772.48	1452.91

(Amount in ₹ Lakhs)

Note No	Particulars	Year Ended March 31, 2022	Year Ended March 31, 2021
31	FINANCE COSTS		
	Interest on Bank Borrowings	214.50	29.57
	Interest on Other Loans and Advances	0.01	0.15
	Bank and Finance Charges	29.79	16.94
	Total Finance Costs	244.30	46.66

(Amount in ₹ Lakhs)

Note No	Particulars	Year Ended March 31, 2022	Year Ended March 31, 2021
32	Depreciation and Amortisation Expense		
	Depreciation on Property, Plant and Equipment	429.25	414.76
	Amortisation of Other Intangible Assets	0.51	1.77
	Total Depreciation and Amortisation Expense	429.76	416.53

(Amount in ₹ Lakhs)

Note No	Particulars	Year Ended March 31, 2022	Year Ended March 31, 2021
33	OTHER EXPENSES		
	Manufacturing Expenses		
	Store and Spares Consumed	1173.15	686.81
	Power and Fuel	2039.64	781.07
	Job Charges	97.15	0.23
	Water	12.35	10.45
	Freight and Cartage	2.19	2.93
	Other Manufacturing Expenses	6.19	5.55
	Repair and Maintenance		
	- Buildings	50.87	44.77
	- Plant and Machinery	40.22	17.21
	Total Manufacturing Expenses	3421.76	1549.02

(Amount in ₹ Lakhs)

Note No.	Particulars	Year Ended March 31, 2022	Year Ended March 31, 2021
33	OTHER EXPENSES		
	Administrative, Selling and Other Expenses		
	Rent, Rates and Taxes	11.12	16.30
	Insurance	51.38	24.59
	Travelling and Conveyance	213.08	91.24
	Vehicle Running and Maintenance	1.32	0.82
	Communication Expenses	10.87	8.40
	Legal and Professional Expenses	59.55	26.40
	Repair and Maintenance - Others	15.59	16.99
	Recruitment Expenses	0.01	0.19
	Office Expenses	5.41	2.11
	Printing and Stationary	2.26	1.91
	Auditors' Remuneration (Refer note 41(a))	2.40	2.40
	Corporate Social Responsibility (Refer note 41(b))	47.22	48.48
	Cost Auditor Remuneration	1.25	1.25
	Freight and Cartage (Outward) (Refer note 41(f))	300.34	195.69
	Other Selling Expenses	2.84	2.47
	Provision for Doubtful Debts	3.75	-
	Bad Debts	-	7.65
	Loss on Sale of Fixed Assets	1.48	3.18
	Net Loss on Foreign Currency Transactions	27.79	-
	Miscellaneous Expenses	21.61	21.87
	Total Other Expenses	779.27	471.94



IUP Jindal Metals and Alloys Limited

34. Financial risk management

34.1 Financial risk factors

The Company's principal financial liabilities comprise borrowings, trade and other payables, and financial guarantee contracts. The main purpose of these financial liabilities is to manage finances for the Company's operations. The Company has loan and other receivables, trade and other receivables, and cash and short-term deposits that arise directly from its operations. The Company's activities expose it to a variety of financial risks:

i) Market risk

Market risk is the risk that the fair value or future cash flows of a financial instrument will fluctuate because of changes in market prices. Market prices comprise three types of risk: currency rate risk, interest rate risk and other price risks, such as equity price risk and commodity risk. Financial instruments affected by market risk include loans and borrowings, deposits, investments, and derivative financial instruments. Foreign currency risk is the risk that the fair value or future cash flows of a financial instrument will fluctuate because of changes in foreign exchange rates. Interest rate risk is the risk that the fair value or future cash flows of a financial instrument will fluctuate because of changes in market interest rates. This is based on the financial assets and financial liabilities held as of March 31, 2021 and March 31, 2020.

ii) Credit risk

Credit risk is the risk that a counter party will not meet its obligations under a financial instrument or customer contract, leading to a financial loss.

iii) Liquidity risk

Liquidity risk is the risk that the Company may not be able to meet its present and future cash and collateral obligations without incurring unacceptable losses.

The Company's overall risk management programme focuses on the unpredictability of financial markets and seeks to minimise potential adverse effects on the Company's financial performance. Risk management is carried out by the treasury department under policies approved by the board of directors. The treasury team identifies, evaluates and hedges financial risks in close co-operation with the Company's operating units. The board provides principles for overall risk management, as well as policies covering specific areas, such as foreign exchange risk, interest rate risk, and credit risk, use of derivative financial instruments and non-derivative financial instruments, and investment of excess liquidity.


Market Risk

The sensitivity analysis excludes the impact of movements in market variables on the carrying value of post-employment benefit obligations provisions and on the non-financial assets and liabilities. The sensitivity of the relevant Statement of Profit and Loss item is the effect of the assumed changes in the respective market risks. The Company's activities expose it to a variety of financial risks, including the effects of changes in foreign currency exchange rates and interest rates. However, such effect is not material.

(a) Foreign exchange risk and sensitivity

The Company transacts business primarily in Indian Rupee, USD and Euro. The Company has not obtained foreign currency loans but has foreign currency trade payables and receivables and is therefore, exposed to foreign exchange risk. Certain transactions of the Company act as a natural hedge as a portion of both assets and liabilities are denominated in similar foreign currencies.

The following table demonstrates the sensitivity in the USD to the Indian Rupee with all other variables held constant. The impact on the Company's profit before tax and other comprehensive income due to changes in the fair value of monetary assets and liabilities is given below:



IUP Jindal Metals and Alloys Limited

Exposure to foreign currency risk expressed in Indian rupees:-

(Amount in ₹ Lakhs)

Particulars	As at March 31, 2022				As at March 31, 2021			
	(₹)	USD	(₹)	EURO	(₹)	USD	(₹)	EURO
Financial Assets								
Trade Receivables	-		-		-		-	
Financial Liabilities								
Trade Payables	340.83	4.5	50.86	0.61	329.00	4.5	51.88	0.61
Borrowings	1233.83	16.29						
Net exposure to foreign currency risk	(1574.65)	(20.79)	(50.86)	(0.61)	(329.00)	(4.5)	(51.88)	(0.61)

The following table demonstrates the sensitivity in the USD and EURO to the Indian Rupee with all other variables held constant. The impact on the Company's profit/ (loss) before tax in the fair value of monetary assets and liabilities is given below:

(Amount in ₹ Lakhs)

Particulars	Net monetary items in respective currency outstanding on reporting date	Change in currency exchange rate	Effect on profit/ (loss) before tax
For the year ended March 31, 2022			
USD	(20.79)	+ 5%	(78.73)
		- 5%	78.73
Euro	(0.61)	+ 5%	(2.54)
		- 5%	2.54
For the year ended March 31, 2021			
USD	(4.50)	+ 5%	(16.45)
		- 5%	16.45
Euro	(0.61)	+ 5%	(2.59)
		- 5%	2.59

The assumed movement in exchange rate sensitivity analysis is based on the currently observable market environment. Summary of exchange difference accounted in Statement of Profit and Loss:

(Amount in ₹ Lakhs)

Particulars	For the year ended March 31, 2022	For the year ended March 31, 2021
Net foreign exchange gain/(losses) as operating expense	-	-
Net foreign exchange gain/(losses) as finance cost	-	-
Net foreign exchange gain/(losses) as other income	(27.79)	26.01
Total	(27.79)	26.01



IUP Jindal Metals and Alloys Limited

(b) Interest rate risk and sensitivity

The Company's exposure to the risk of changes in market interest rates relates primarily to the Company's short term debt obligations with floating interest rates, any changes in the interest rates environment may impact future cost of borrowing.

With all other variables held constant, the following table demonstrates the impact of borrowing cost on floating rate portion of loans and borrowings.

(Amount in ₹ Lakhs)		
Interest rate sensitivity	Increase/ Decrease in basis points	Effect on profit/ (loss) before tax
For the year ended March 31, 2022 INR borrowings	+50	(24.92)
	-50	24.92
For the year ended March 31, 2021 INR borrowings	+50	(9.73)
	-50	9.73

The assumed movement in basis points for interest rate sensitivity analysis is based on the currently observable market environment.

Interest rate & currency of borrowings

The below table demonstrates the borrowing of fixed and floating rate of interest:

(Amount in ₹ Lakhs)		
Particulars	Total borrowings	Floating rate borrowings
INR	4984.03	4984.03
USD	1233.83	1233.83
Total as at March 31, 2022	6217.86	6217.86
INR	1945.82	1945.82
Total as at March 31, 2021	1945.82	1945.82

(c) Commodity price risk and sensitivity

The Company is exposed to the movement in price of key raw materials in domestic and international markets. The Company has in place policies to manage exposure to fluctuations in the prices of the key raw materials used in operations. The Company enter into contracts for procurement of material, most of the transactions are short term fixed price contract and a few transactions are long term fixed price contracts.

Credit risk

The Company is exposed to credit risk from its operating activities (primarily trade receivables) and from its financing activities, including deposits with banks, mutual funds and financial institutions and other financial instruments.



IUP Jindal Metals and Alloys Limited

Trade Receivables

The Company extends credit to customers in normal course of business. The Company considers factors such as credit track record in the market and past dealings for extension of credit to customers. The Company monitors the payment track record of the customers. Outstanding customer receivables are regularly monitored. The Company evaluates the concentration of risk with respect to trade receivables as low, as its customers are located in several jurisdictions and industries and operate in largely independent markets. The Company has also taken advances and security deposits from its customers & distributors, which mitigate the credit risk to an extent.

The ageing of trade receivable is as below:

AS at 31 March, 2022

(Amount in ₹ Lakhs)

Particulars	Outstanding for following periods from due date of payment						Total
	Not due	Less than 6 months	6 months -1 year	1-2 years	2-3 years	More than 3 years	
(i) Undisputed Trade receivables							
- considered good	4,061.07	1,604.33	10.70	23.47		194.21	5,893.77
- which have significant increase in credit risk							
- credit impaired			3.75			191.17	(194.91)
(ii) Disputed Trade Receivables							
- considered good						-	-
- which have significant increase in credit risk							
- credit impaired							
Total							5,698.86

As at 31 March, 2021

(Amount in ₹ Lakhs)

Particulars	Outstanding for following periods from due date of payment						Total
	Not due	Less than 6 months	6 months -1 year	1-2 years	2-3 years	More than 3 years	
(i) Undisputed Trade receivables							
- considered good	3,313.62	543.49	1.17	37.16	0.65	191.08	4,087.16
- which have significant increase in credit risk							
- credit impaired					0.08	191.08	(191.17)
(ii) Disputed Trade Receivables							
- considered good						-	-
- which have significant increase in credit risk							
- credit impaired							
Total							3,895.99

Financial instruments and cash deposits

The Company considers factors such as track record, size of the institution, market reputation and service standards to select the banks with which balances and deposits are maintained. Generally, the balances are maintained with the institutions with which the Company has also availed borrowings. The Company does not maintain significant cash and deposit balances other than those required for its day to day operations.

Liquidity risk

The Company's objective is to; at all times maintain optimum levels of liquidity to meet its cash and collateral requirements. The Company relies on a mix of borrowings, capital infusion and excess operating cash flows to meet its needs for funds. The current committed lines of credit are sufficient to meet its short to medium term expansion needs. The Company monitors rolling forecasts of its liquidity requirements to ensure it has sufficient cash to meet operational needs while maintaining sufficient headroom on its undrawn committed borrowing facilities at all times so that the Company does not breach borrowing limits or covenants (where applicable) on any of its borrowing facilities.

The table below provides undiscounted cash flows towards non-derivative financial liabilities and net-settled derivative financial liabilities into relevant maturity based on the remaining period at the balance sheet to the contractual maturity date.



IUP Jindal Metals and Alloys Limited

As at March 31, 2022

(Amount in ₹ Lakhs)

Particulars	Carrying Amount	On demand	Less than 6 months	6 to 12 months	More than 1 years	Total
Interest bearing borrowings	6,217.86	-	2,777.78	523.19	2,916.89	6,217.86
Trade Payable	1,278.42	741.67	(845.63)	-	1,382.38	1,278.42
Other financial liabilities	268.28	203.58	62.97	1.73	-	268.28
Total	7,764.56	945.25	1,995.12	524.92	4,299.27	7,764.56

As at March 31, 2021

(Amount in ₹ Lakhs)

Particulars	Carrying Amount	On demand	Less than 6 months	6 to 12 months	More than 1 years	Total
Interest bearing borrowings	1945.82	-	1346.84	-	598.98	1,945.82
Trade Payable	1682.75	-	1183.77	457.10	41.88	1,682.75
Other financial liabilities	192.86	66.44	119.41	7.01	-	192.86
Total	3,821.43	66.44	2,650.03	464.11	640.86	3,821.44

Trade Payables Ageing Schedule

As at March 31, 2022

(Amount in ₹ Lakhs)

Particulars	Outstanding for following periods from due date of payment					Total
	Not due	Less than 1 year	1-2 years	2-3 years	More than 3 years	
(i) MSME	54.45	16.17				70.61
(ii) Others	687.22	(861.80)	1343.93		38.45	1,207.81
(iii) Disputed dues - MSME						-
(iv) Disputed dues - Others						-
Total						1,278.42

As at March 31, 2021

(Amount in ₹ Lakhs)

Particulars	Outstanding for following periods from due date of payment					Total
	On demand /Not due	Less than 1 year	1-2 years	2-3 years	More than 3 years	
(i) MSME		53.26	0.06	1.80	1.63	56.75
(ii) Others		1130.51	457.04	0.73	37.72	1,626.00
(iii) Disputed dues - MSME						-
(iv) Disputed dues - Others						-
Total						1,682.75

The Company is required to maintain ratios (including total debt to EBITDA / net worth, EBITDA to gross interest, debt service coverage ratio and secured coverage ratio) as mentioned in the loan agreements at specified levels. In the event of failure to meet any of these ratios these loans become callable at the option of lenders, except where exemption is provided by lender.

Unused line of credit

(Amount in ₹ Lakhs)

Particulars	As at March 31, 2022		As at March 31, 2021	
	Total	Available in next one year	Total	Available in next one year
Secured	3782.14	3782.14	5454.18	5454.18
Unsecured	-	-	-	-
Total	3782.14	3782.14	5454.18	5454.18



IUP Jindal Metals and Alloys Limited

34.1 Competition and price risk

The Company faces competition from local and foreign competitors. Nevertheless, it believes that it has competitive advantage in terms of high quality products and by continuously upgrading its expertise and range of products to meet the needs of its customers.

34.2 Capital risk management

The Company manages its capital structure and makes adjustments in light of changes in economic conditions and the requirements of the financial covenants. To maintain or adjust the capital structure, the Company may adjust the dividend payment to shareholders, return capital to shareholders or issue new shares. The primary objective of the Company's capital management is to maximize the shareholder value. The Company's primary objective when managing capital is to ensure that it maintains an efficient capital structure and healthy capital ratios and safeguard the Company's ability to continue as a going concern in order to support its business and provide maximum returns for shareholders. The Company also proposes to maintain an optimal capital structure to reduce the cost of capital. No changes were made in the objectives, policies or processes during the year ended March 31, 2022 and March 31, 2021.

For the purpose of the Company's capital management, capital includes issued capital, share premium and all other equity reserves. Net debt includes, interest bearing loans and borrowings, trade and other payables less cash and short term deposits, excluding discontinued operations.

The Company monitors capital using gearing ratio, which is net debt divided by total capital.

The gearing ratio of the company is 25.86% in financial year 2021-22 as compared to 10.28% in financial year 2020-21.

(Amount in ₹ Lakhs)

Particulars	As at March 31, 2022	As at March 31, 2021
Loans and Borrowings	6217.86	1945.82
Less: Cash and Cash Equivalents	8.27	101.39
Net debt (A)	6,209.59	1,844.43
Total Capital	17905.37	16094.50
Capital and Net Debt (B)	24,114.96	17,938.93
Gearing Ratio (A/B)	25.75%	10.28%

In order to achieve this overall objective, the Company's capital management, amongst other things, aims to ensure that it meets financial covenants attached to the interest-bearing loans and borrowings that define capital structure requirements. Breaches in meeting the financial covenants would permit the bank to immediately call loans and borrowings. There have been no breaches of the financial covenants of any interest bearing loans and borrowing for reported periods.

35. Fair value of financial assets and liabilities

Set out below is a comparison by class of the carrying amounts and fair value of the Company's financial instruments that are recognised in the financial statements.

(Amount in ₹ Lakhs)

Particulars	As at March 31, 2022		As at March 31, 2021	
	Carrying amount	Fair Value	Carrying amount	Fair Value
Financial assets designated at amortised cost				
Fixed deposits with banks	421.95	421.95	267.11	267.11
Cash and cash equivalents	8.27	8.27	101.39	101.39
Trade receivables (net of provision)	5698.31	5698.31	3895.99	3,895.99
Other financial assets	-	-	126.15	126.15
	6,128.53	6,128.53	4,390.64	4,190.64
Financial liabilities designated at amortised cost				



IUP Jindal Metals and Alloys Limited

Borrowings- fixed rate	-	-	-	-
Borrowings- floating rate	6217.86	6,217.86	1945.82	1,945.82
Trade payables	1278.42	1,278.42	1682.75	1,682.75
Other financial liabilities	268.28	268.28	192.86	192.86
	7,764.56	7,764.56	3,821.43	3,821.43

Fair valuation techniques

The Company maintains policies and procedures to value financial assets or financial liabilities using the best and most relevant data available. The fair values of the financial assets and liabilities are included at the amount that would be received to sell an asset or paid to transfer a liability in an orderly transaction between market participants at the measurement date.

The following methods and assumptions were used to estimate the fair values:

- 1) Fair value of cash and deposits, trade receivables, trade payables, and other current financial assets and liabilities approximate their carrying amounts largely due to the short-term maturities of these instruments.
- 2) Long-term fixed-rate and variable-rate receivables / borrowings are evaluated by the Company based on parameters such as interest rates, specific country risk factors, credit risk and other risk characteristics. Fair value of variable interest rate borrowings is not materially different from carrying values. For fixed interest rate borrowing fair value is determined by using the discounted cash flow (DCF) method using discount rate that reflects the issuer's borrowings rate. Risk of non-performance for the company is considered to be insignificant in valuation.
- 3) IND AS 101 allow Company to fair value property, plant and machinery on transition to IND AS, the Company has fair valued property, plant and equipment, and the fair valuation is based on replacement cost approach.

Fair Value Hierarchy

The following table provides the fair value measurement hierarchy of Company's asset and liabilities, grouped into Level 1 to Level 3 as described below:

- Quoted prices / published NVA (unadjusted) in active markets for identical assets or liabilities (level 1). It includes fair value of financial instruments traded in active markets and are based on quoted market prices at the balance sheet date and financial instruments like mutual funds for which net assets value(NAV) is published mutual fund operators at the balance sheet date.
- Inputs other than quoted prices included within level 1 that are observable for the asset or liability, either directly (that is, as prices) or indirectly (that is, derived from prices) (level 2). It includes fair value of the financial instruments that are not traded in an active market (for example, over-the-counter derivatives) is determined by using valuation techniques. These valuation techniques maximise the use of observable market data where it is available and rely as little as possible on the company specific estimates. If all significant inputs required to fair value an instrument are observable then instrument is included in level 2.
- Inputs for the asset or liability that are not based on observable market data (that is, unobservable inputs) (level 3). If one or more of the significant inputs is not based on observable market data, the instrument is included in level 3.

The following table provides the fair value measurement hierarchy of Company's asset and liabilities, grouped into Level 1 to Level 2 as described below:



IUP Jindal Metals and Alloys Limited

Assets / Liabilities measured at fair value (Accounted) - NIL

Assets / Liabilities recognised at amortised cost for which fair value is disclosed

(Amount in ₹ Lakhs)

Particulars	As at March 31, 2022		
	Level 1	Level 2	Level 3
Financial liabilities			
Borrowings - fixed rate	-	-	-
Other financial liabilities	-	268.28	-

Particulars	As at March 31, 2021		
	Level 1	Level 2	Level 3
Financial liabilities			
Borrowings - fixed rate	-	-	-
Other financial liabilities	-	192.86	-

During the year ended March 31, 2022 and March 31, 2021, there were no transfers between Level 1 and Level 2 fair value measurements, and no transfer into and out of Level 3 fair value measurements. There is no transaction/balance under level 3.

Following table describes the valuation techniques used and key inputs for valuation under fair value hierarchy as of March 31, 2022 and March 31, 2021, respectively:

Assets / Liabilities for which fair value is disclosed

Particulars	Fair value hierarchy	Valuation technique	Inputs used
Financial assets			
Other financial assets	Level 2	Discounted Cash Flow	Prevailing interest rates to discount future cash flows
Financial liabilities			
Other borrowings- fixed rate	Level 2	Discounted Cash Flow	Prevailing interest rates in market, Future payouts
Other financial liabilities	Level 2	Discounted Cash Flow	Prevailing interest rates to discount future cash flows

36. Segment information

Information about primary segment

The Company's primary segment as identified by management is cold rolled stainless steel coils and strips.

Segments have been identified taking into account nature of product and differential risk and returns of the segment.



IUP Jindal Metals and Alloys Limited

a) Information about Geographical Segment – Secondary

The Company's operations are located in India. The following table provides an analysis of the Company's sales by geography in which the customer is located, irrespective of the origin of the goods.

(Amount in ₹ Lakhs)

Particulars	2021-22			2020-21		
	Within India	Outside India	Total	Within India	Outside India	Total
Revenue from Operations	30688.58	430.42	31,119.00	18298.27	301.83	18,600.11
Non-current Assets	13522.21		13522.21	12280.65		12280.65

b) Information about major customers

No customer individually accounted for more than 10% of the revenue.

37. a) Disaggregation of revenue from contracts with customers:

The Company derives revenue at point in time from sale of goods and over time from sale of services- job work. The Company's operations are located in India. Company's sales by geography are determined on the basis of location of customers. Below are the details for revenue from customers:

(Amount in ₹ Lakhs)

Particulars	Sales of Goods		Sales of Services	
	Finished Goods		Job Work	
	Within India	Outside India	Within India	Outside India
Year ended March 31, 2022				
Revenue from Operations	28922.12	430.42	1766.46	-
Year ended March 31, 2021				
Revenue from Operations	16803.11	301.83	1495.16	-

b) Assets and liabilities related to contracts with customers:

The Company has recognised following assets related to contracts with customers.

Contract assets:

Particulars	(Amount in ₹ Lakhs)
As at March 31, 2022	
Opening Balance	167.55
Add: Recognised during the year	28.15
Closing Balance	195.70
As at March 31, 2021	
Opening Balance	16.91
Add: Recognised during the year	150.65
Closing Balance	167.55



IUP Jindal Metals and Alloys Limited

38. Income Tax

Total tax expense reconciliation

Particulars	(Amount in ₹ Lakhs)	
	For the year ended March 31, 2022	For the year ended March 31, 2021
Current tax	556.59	579.95
	556.59	579.95
Deferred tax		
- Relating to origination & reversal of temporary differences	88.90	(25.56)
- Relating to change in tax rate		-
	88.90	(25.56)
Tax expense attributable to current year's profit	645.49	554.39
Adjustments in respect of income tax of previous year		
-Current income tax	-	-
-Deferred tax	-	-
		-
MAT		
MAT credit entitlement	-	-
MAT credit utilisation	-	-
Total Tax expense	645.49	554.39

Effective Tax reconciliation

Numerical reconciliation of tax expense applicable to profit before tax at the latest statutory enacted tax rate in India to income tax expense reported is as follows:

			(Amount in ₹ Lakhs)	
S.No	Description	2021-22	2020-21	
	Net Income before taxes	2456.37	2173.64	
	Enacted tax rates	25.168%	25.168%	
	Computed tax expense	618.22	547.06	
	Increase/(decrease) in taxes on account of:			
1	Previous year tax adjustments	5.81	0.22	
2	Other non-deductible expenses	21.46	7.10	
3	Income not taxable/ exempt from tax	-	-	
4	Change in rate of tax	-	-	
	Income tax expense reported	645.49	554.39	



IUP Jindal Metals and Alloys Limited

39. Deferred income tax

The analysis of deferred tax expenses/ (income) is as follows:

(Amount in ₹ Lakhs)

Particulars	For the year ended March 31, 2022	Year ended March 31, 2021
Book base and tax base of Fixed Assets (Disallowance)/ Allowance (net) under Income Tax	237.91 (149.01)	(42.98) 17.42
Brought forward losses set off	-	-
Total	88.90	(25.56)

Component of tax accounted in OCI and equity

(Amount in ₹ Lakhs)

Particulars	For the year ended March 31, 2022	Year ended March 31, 2021
Component of OCI		
Deferred tax Gain/ (Loss) on defined benefit plan	(19.86)	(13.13)
Total	(19.86)	(13.13)

40. Retirement benefit obligations

1. Expense recognised for Defined Contribution plan

(Amount in ₹ Lakhs)

Particulars	For the year Ended March 31, 2022	For the year Ended March 31, 2021
Company's contribution to Provident Fund	47.60	68.78
Company's contribution to ESI	3.73	3.00
Total	51.33	71.78

Below tables sets forth the changes in the projected benefit obligation and plan assets and amounts recognised in Balance Sheet as of March 31, 2022 and March 31, 2021, being the respective measurement dates:

2. Movement in obligation

The components of the gratuity & leave encashment cost are as follows:

a.) Gratuity

(Amount in ₹ Lakhs)

Period	Gratuity (Funded) as on 31.03.2022	Gratuity (Funded) as on 31.03.2022
Present value of the obligation at the beginning of the period	477.60	460.32
Interest cost	34.63	32.22
Current service cost	36.28	36.51
Past Service Cost	-	-
Benefits paid (if any)	-	-
Actuarial (gain)/loss	(78.69)	(51.46)
Present value of the obligation at the end of the period	469.81	477.60



IUP Jindal Metals and Alloys Limited

b.) Leave Encashment (Compensated Absence)

(Amount in ₹ Lakhs)

Particulars	Leave Encashment (unfunded) as at 31.03.2022	Leave Encashment (unfunded) as at 31.03.2021
Present value of the obligation at the beginning of the period	176.48	159.19
Interest cost	12.80	11.14
Current service cost	22.72	16.92
Benefits paid	(33.92)	(21.45)
Actuarial (gain)/loss	3.58	10.68
Present value of the obligation at the end of the period	181.66	176.48

3. Movement in Plan Assets – Gratuity

(Amount in ₹ Lakhs)

Particulars	For the year ended March 31, 2022	For the year ended March 31, 2021
Fair value of plan assets at the beginning of year	368.01	274.00
Expected return on plan assets	26.65	19.18
Employer Contributions	4.85	74.13
Benefits paid	-	-
Actuarial Gain/ (Loss)	0.20	0.71
Fair value of plan assets at the end of year	399.72	368.01
Present Value of Obligation	469.81	477.60
Met funded status of Plan Assets/(Liab)	(70.09)	(109.58)
Actual Return on Plan Assets	26.85	19.89

4. Recognised in profit and loss

a.) Gratuity

(Amount in ₹ Lakhs)

Particulars	For the year ended March 31, 2022	For the year ended March 31, 2021
Current service cost	36.28	36.51
Interest cost	34.63	32.22
Expected return on plan asset	(26.65)	(19.18)
Remeasurement- Actuarial Loss/ (Gain)	-	-
Past Service Cost	-	-
Expenses recognised in P&L A/c	44.26	49.55
Actual return on plan assets	26.85	19.89



IUP Jindal Metals and Alloys Limited

b.) Leave Encashment (Compensated Absence)

(Amount in ₹ Lakhs)

Particulars	(Amount in ₹ Lakhs)	
	For the year ended March 31, 2022	For the year ended March 31, 2021
Current service cost	22.72	16.92
Interest cost	12.80	11.14
Expected return on Plan Asset	-	-
Remeasurement - Acturial (gain)/loss	3.58	10.68
Past Service cost	-	-
Expenses Recognised in P&L A/c	35.52	28.06

5. Recognised in other comprehensive income

(Amount in ₹ Lakhs)

Gratuity	(Amount in ₹ Lakhs)	
	For the year ended March 31, 2022	For the year ended March 31, 2021
Remeasurement - Acturial Loss/ (gain)	(78.90)	(52.17)

6. The principal actuarial assumptions used for estimating the Company's defined benefit obligations are set out below:

Weighted Average Acturial Assumptions	As at 31st March, 2022	As at 31st March, 2021
Attrition rate	5.00% p.a.(18 to 30 Years)	5.00% p.a.(18 to 30 Years)
Attrition rate	3.00% p.a. (30 to 44 Years)	3.00% p.a. (30 to 44 Years)
Attrition rate	2.00% p.a. (44 to 60 Years)	2.00% p.a. (44 to 60 Years)
Discount Rate	7.25%	7.00%
Expected Rate of increase in Compensation Levels	10.00%	10.00%
Expected Rate of Return on Planned Assets	7.00%	7.00%
Mortality Rate	IALM 2012-14	IALM 2012-14
Expected Average Remaining working lives of Employees (years)	17.5	16.3

The assumption of future salary increase takes into account the inflation, seniority, promotion and other relevant factors such as supply and demand in employment market.



IUP Jindal Metals and Alloys Limited

7. Sensitivity analysis:

a.) Gratuity

(Amount in ₹ Lakhs)

Particulars	Change in Assumptions	Effect for the year 31st March, 2022	Effect for the year 31st March, 2021
Discount rate	+1%	425.85	433.48
	-1%	521.51	529.69
Salary Growth Rate	+1%	519.62	527.65
	-1%	426.51	434.23
Withdrawal Rate	+1%	461.28	468.39
	-1%	479.47	488.08

b.) Leave Encashment (Compensated Absence)

(Amount in ₹ Lakhs)

Particulars	Change in Assumptions	Effect for the year 31st March, 2022	Effect for the year 31st March, 2021
Discount rate	+1%	132.54	159.01
	-1%	163.96	197.34
Salary Growth Rate	+1%	163.34	196.52
	-1%	132.75	159.30
Withdrawal Rate	+1%	143.99	172.65
	-1%	150.19	180.88

The above sensitivity analysis is based on a change in an assumption while holding all other assumptions constant. In practice, this is unlikely to occur, and changes in some of the assumptions may be correlated. When calculating the sensitivity of the defined benefit obligation to significant actuarial assumptions the same method (projected unit credit method) has been applied as when calculating the defined benefit obligation recognised within the Balance Sheet.

8. History of experience adjustments is as follows:

(Amount in ₹ Lakhs)

Particulars	Gratuity	Leave Encashment
For the year ended March 31, 2022		
Plan Liabilities - loss/(gain)	(66.53)	8.17
Plan Liabilities - (loss)/gain	0.20	
For the year ended March 31, 2021		
Plan Liabilities - loss/(gain)	(51.46)	10.68
Plan Liabilities - (loss)/gain	0.71	

Estimate of expected benefit payments (In absolute terms i.e. undiscounted)

(Amount in ₹ Lakhs)

Particulars	Gratuity
01 Apr 2022 to 31 Mar 2023	48.48
01 Apr 2023 to 31 Mar 2024	8.22
01 Apr 2024 to 31 Mar 2025	16.13
01 Apr 2025 to 31 Mar 2026	21.23
01 Apr 2026 to 31 Mar 2027	16.11
01 Apr 2027 Onwards	359.63



IUP Jindal Metals and Alloys Limited

9. Expected contribution during the next annual reporting period

(Amount in ₹ Lakhs)

Particulars	(Amount in ₹ Lakhs)	
	For the year ended 31 March, 2022	For the year ended 31 March, 2021
The Company's best estimate of Contribution during the next year	30.81	27.31

10. Maturity profile of defined benefit obligation

(Amount in ₹ Lakhs)

Particulars	(Amount in ₹ Lakhs)	
	For the year ended 31 March, 2022	For the year ended 31 March, 2021
Weighted average duration (based on discounted cash flows) in years	12	12

11. Statement of Employee benefit provision

(Amount in ₹ Lakhs)

Particulars	(Amount in ₹ Lakhs)	
	For the year ended 31 March, 2022	For the year ended 31 March, 2021
Gratuity	70.09	109.58
Compensated Absences	181.66	176.48
Other Employee Benefits	-	-
Total	251.75	286.07

The following table sets out the funded status of the plan and the amounts recognised in the Company's balance sheet.

12. Current and non-current provision for Gratuity and leave encashment

For the year ended March 31, 2022

(Amount in ₹ Lakhs)

Particulars	(Amount in ₹ Lakhs)	
	Gratuity	Leave Encashment
Current Provision	48.48	24.62
Non-Current Provision	21.61	157.04
Total Provision	70.09	181.66

For the year ended March 31, 2022

(Amount in ₹ Lakhs)

Particulars	(Amount in ₹ Lakhs)	
	Gratuity	Leave Encashment
Current Provision	14.32	26.10
Non-Current Provision	95.26	150.38
Total Provision	109.58	176.48



IUP Jindal Metals and Alloys Limited

13. Employee benefit expenses

(Amount in ₹ Lakhs)

Employee benefit Expenses	For the year ended 31 March, 2022	For the year ended 31 March, 2021
Salaries and Wages	1561.10	1229.30
Costs-defined benefit plan	45.76	63.31
Costs-defined contribution plan	124.80	110.53
Welfare expenses	42.33	49.78
Total	1773.99	1452.91

(Figure in no.)

Particulars	For the year ended 31 March, 2022	For the year ended 31 March, 2021
Average no of people employed	220	200

OCI presentation of defined benefit plan

-Gratuity is in the nature of defined benefit plan, Re-measurement gains/(losses) on defined benefit plans is shown under OCI as Items that will not be reclassified to profit or loss and also the income tax effect on the same.

-Leave encashment cost is in the nature of short term employee benefits.

Presentation in Statement of Profit and Loss and Balance Sheet

Expense for service cost, net interest on net defined benefit liability (asset) is charged to Statement of Profit & Loss.

IND AS 19 do not require segregation of provision in current and non-current, however net defined liability (Assets) is shown as current and non-current provision in balance sheet as per IND AS 1.

Actuarial liability for short term benefits (leave encashment cost) is shown as current and non-current provision in balance sheet.

When there is surplus in defined benefit plan, company is required to measure the net defined benefit asset at the lower of; the surplus in the defined benefit plan and the assets ceiling, determined using the discount rate specified, i.e. market yield at the end of the reporting period on government bonds, this is applicable for domestic companies, foreign company can use corporate bonds rate.

The Company assesses these assumptions with its projected long-term plans of growth and prevalent industry standards. The mortality rates used are as published by one of the leading life insurance companies in India.

40.) Earnings per share

(Amount in ₹ Lakhs)

Particulars	Year ended March 31, 2022	Year ended March 31, 2021
Basic and Diluted		
a) Profit after tax	1751.83	1580.21
b) Calculation of weighted average no of equity shares		
Number of Shares at the beginning of the year	140.00	140.00
Number of Shares at the end of the year	140.00	140.00
c) Date of Allotment of Shares		
d) Number of basic/weighted average equity shares outstanding during the year for calculation of basic and diluted earnings per share	140.00	140.00
e) Nominal value of Equity Share	10	10
f) Basic and Diluted earnings per equity share	12.51	11.29



IUP Jindal Metals and Alloys Limited

The number of shares used in computing basic EPS is the weighted average number of shares outstanding during the year.

The diluted EPS is calculated on the same basis as Basic EPS, after adjusting for the effects of potential dilutive equity.

Note :

IAS 33 is applicable to companies whose equity shares are listed or proposed to be listed, however IND AS is applicable for all companies,

A company which present standalone financial as per IND AS 27, shall present EPS as per standalone financial.

A company which present consolidated financial as per IND AS 110, shall present the EPS as per consolidated financial.

As per illustrative format for IND AS financial, EPS is to be calculated both for continued operation and for continued & discontinued operations, so where there is discontinued operations, two separate EPS to be calculated.

41. Other disclosures

a) Auditors Remuneration

Particulars	(Amount in ₹ Lakhs)	
	For year ended March 31, 2022	For year ended March 31, 2021
Statutory Auditors		
a) Audit Fees	2.40	2.40
b) Tax Audit Fees	-	-
c) Certification / Others	-	-
d) Out of Pocket Expenses	-	-
Total	2.40	2.40
Cost Auditors		
a) Audit Fees	1.25	1.20
b) Out of Pocket Expenses	-	0.05
Total	1.25	1.25

Note - disclosure on accrual basis

b) Corporate Social Responsibility

Particulars	(Amount in ₹ Lakhs)	
	Year ended March 31, 2022	Year ended March 31, 2021
Amount required to be spent	46.65	47.07
Details of amount spent:		
Disaster Response	-	7.97
Community welfare	14.22	0.51
Expenses for differently abled	-	-
For purposes other than above#	33.00	40.00
Total	47.22	48.48



IUP Jindal Metals and Alloys Limited

#Above mentioned amount contributed to Svayam (An initiative of Sminu Jindal Charitable Trust), a related party, with the main objective of working for creating, developing and promoting an inclusive society by facilitating accessibility of public transport and infrastructure to people of reduced mobility, providing and promoting healthcare and enable the less privileged segments of the society to improve their livelihood by enhancing their means and capabilities to meet the emerging opportunities.

c) Financial Ratios:-

S.No	Ratio	31-Mar-22	31-Mar-21	% change	Reason for variance more than 25%
1	Current ratio	2.49	2.55	2.35%	Not applicable
2	Debt- Equity Ratio	0.35	0.11	218.18%	Movement in ratio due to Increased in Borrowings during the year.
3	Debt Service Coverage ratio	14.23	87.07	83.66%	Movement in ratio due to Increased in Borrowings during the year.
4	Return on Equity ratio	0.10	0.10	0.00%	Not applicable
5	Inventory Turnover ratio	4.81	4.21	14.25%	Not applicable
6	Trade Receivable Turnover Ratio	6.49	4.87	33.26%	Change in ratio due to Increase in turnover and increase in trade receivables
7	Trade Payable Turnover Ratio	14.96	10.07	48.56%	Increase in ratio due to increase of cost of goods sold
8	Net Capital Turnover Ratio	1.74	1.16	50.00%	Due to Increase in Turnover
9	Net Profit ratio	0.08	0.11	-27.27%	Due to Increase cost of Goods Sold
10	Return on Capital Employed	0.12	0.12	0.00%	Not applicable
11	Return on Investment	NA	NA		Not applicable

Formulae for computation of ratios are as follows :

(a) Current Ratio : Current assets / Current liabilities

(b) Debt Equity Ratio : Total Debt/ Net Worth

Total Debt : Secured Loans + Unsecured Loans - Liquid Investments

Net Worth : Equity Share Capital + Reserves (Excluding Revaluation Reserve)

(c) Debt Service Coverage Ratio : EBDIT / (Finance costs + Principal repayment of long term debt during the period)

(d) Return on Equity Ratio = Net Income/Shareholder's equity

Net Income : Profit after tax

Shareholder's equity : Equity Share Capital + Reserves (Excluding Revaluation Reserve)

(e) Inventory turnover ratio : (Cost of material consumed + Purchase of stock-in-trade+ Changes in inventories)/(average of opening and closing inventory of RM, SFG, FG and Scrap)

(f) Trade Receivables turnover ratio = Net Credit Sales / (Average of opening and closing trade receivable for the period)

(g) Trade payables turnover ratio : (Cost of material consumed+ Purchase of stock-in-trade+ Changes in inventories)/ (Average of opening and



IUP Jindal Metals and Alloys Limited

closing trade payable for the year)

(h) Net capital turnover ratio : Total Turnover / Shareholder's equity

Shareholder's equity : Equity Share Capital + Reserves (Excluding Revaluation Reserve)

(i) Net Profit ratio : Net Profit/Net Sales

(j) Return on Capital employed: EBIT/ Capital employed

EBIT : (Profit before tax + finance cost)

Capital employed : (Total Assets - Current Liability)

d) Capital-Work-in Progress (CWIP)

As at 31st March,2022

(Amount in lakhs.)

CWIP	Amount in CWIP for a period of				Total
	Less than 1 year	1-2 years	2-3 years	More than 3 years	
Projects in progress	-	3126.11	856.78	-	3982.89

As at 31st March,2021

(Amount in lakhs.)

CWIP	Amount in CWIP for a period of				Total
	Less than 1 year	1-2 years	2-3 years	More than 3 years	
Projects in progress	4595.97	1018.61	-	-	5614.58

e) Earning in foreign Exchange

(Amount in ₹ Lakhs)

Particulars	For year ended March 31, 2022	For year ended March 31, 2021
F.O.B Value of Export	429.07	301.82

f) The company has not proposed any dividend to its shareholders during the year.

g) The company has not given any loans, made investments or given any guarantee with respect the parties covered u/s 186(4) of the Companies Act, 2013

h) The Title deed of all the immovable properties(other than properties where the company is the lessee and the lease agreement are duly executed in favour of the lessee) disclosed in the financial statements are held in the name of the company.

i) Revaluation of Property, Plant and Equipment and Intangible Assets (including Right to Use Assets)

The Company has not revalued its Property, Plant and Equipment as defined under rule 2 of the Companies (Registered Valuers and Valuation) Rules, 2017 during the year 2021-22 and 2020-21.

j) The company does not own any benami property under the Benami Transactions (Prohibition) Act, 1988.



IUP Jindal Metals and Alloys Limited

- k) Company is not declared wilful defaulter by any bank or financial Institution or other lender.
“wilful defaulter” here means a person or an issuer who or which is categorized as a wilful defaulter by any bank or financial institution (as defined under the Act) or consortium thereof, in accordance with the guidelines on wilful defaulters issued by the Reserve Bank of India.
- l) The company does not have any transactions with companies struck off under section 248 of the Companies Act, 2013 or section 560 of Companies Act, 1956.
- m) The provisions related to number of layers prescribed under clause (87) of section 2 of the Act read with Companies (Restriction on number of Layers) Rules, 2017 are not applicable on the company.
- n) No income has been surrendered or disclosed for which transaction was not recorded in the books of accounts that has been surrendered or disclosed as income during the year in the tax assessments under the Income Tax Act, 1961 (such as, search or survey or any other relevant provisions of the Income Tax Act, 1961).
- o) There is no transaction related to Crypto Currency or Virtual Currency. Hence, Not applicable.
- p) The Company has not granted any Loan to promoters, Directors, KMPs and related parties (as defined under companies Act,2013) either severally or jointly with any other person.
- q) The company has not advances / Loaned / invested funds (borrowed / share premium / any other sources of kind of funds) to any other person(s) or entity(ies),including foreign entities(intermediaries), with the understanding (whether recorded in writing or otherwise) that the intermediaries shall (a) directly / indirectly lend or invest in other persons or entities identified in any manner by or on behalf of the company(ultimate beneficiaries) or (b) provided any guarantee, security or the like to or on behalf of the ultimate beneficiaries.
- r) The company has not received any fund from any person(s) or entity(ties), including foreign entities (funding party), with the understanding (whether recorded in writing or otherwise) that the company shall (a) directly / indirectly lend or invest in other persons or entities identified in any manner by or on behalf of the company(ultimate beneficiaries) or (b) provided any guarantee, security or the like to or on behalf of the ultimate beneficiaries.

42. Based on the intimation received from supplier regarding their status under the Micro, Small and Medium Enterprises Development Act, 2006, the required disclosure is given below * :

(Amount in ₹ Lakhs)

Sr. No.	Particulars	As at 31.03.2022	As at 31.03.2021
1.	Principal amount due outstanding	70.61	56.75
2.	Interest due on (1) above and unpaid	-	-
3.	Interest paid to the supplier	-	-
4.	Payments made to the supplier beyond the appointed day during the year.	-	-
5.	Interest due and payable for the period of delay	-	-
6.	Interest accrued and remaining unpaid	-	-
7.	Amount of further interest remaining due and payable in succeeding year	-	-

* To the extent information available with the company.



IUP Jindal Metals and Alloys Limited

43. Contingent liabilities

(Amount in ₹ Lakhs)

Particulars	As at March 31, 2022	As at March 31, 2021
Letter of Credit Outstanding	449.59	607.72
Total	449.59	607.72

It is not possible to predict the outcome of the pending litigations with accuracy, the Company believes, based on legal opinions received, that it has meritorious defences to the claims. The management believe the pending actions will not require outflow of resources embodying economic benefits and will not have a material adverse effect upon the results of the operations, cash flows or financial condition of the Company.

44. Estimated amount of contract remaining to be executed on capital account and not provided for (net of advances) NIL/- (Previous year 779.48 lakhs/-)

45. Related party transactions

In accordance with the requirements of IND AS 24, on related party disclosures, name of the related party, related party relationship, transactions and outstanding balances including commitments where control exists and with whom transactions have taken place during reported periods, are:

Related party name and relationship

1. Key Management personnel:

S. No.	Name	Designation
1	Mr. Jagmohan Syal	CEO
2	Mr. Manish Sarin	Whole Time Director
3	Mr. Sayed Mohammed Wasim	Chief Financial Officer
4	Mr. Arun Bhalla	Company Secretary

2. Enterprises over which KMP or KMP of parent company & their relatives have significant influence:

S. No.	Name
1	Sminu Jindal Charitable Trust
2	Jindal Stainless (Hisar) Limited
3	Jindal Stainless Limited
4	JSW STEEL LTD
5	JINDAL SYSTEM (P) LTD
6	JSL LIFESTYLE LIMITED
7	JINDAL INDUSTRIES PVT LTD
8	JINDAL STEEL AND POWER LIMITED

3. Related parties:

i) Parent Company: Jindal Saw Limited

ii) Trust Under Control

S.No.	Name of Entity
1	IUP Jindal Metals and Alloys Group Gratuity Scheme Trust



IUP Jindal Metals and Alloys Limited

a.) Related Party Transactions:

Particulars	Parent Company		Fellow Subsidiaries/ Joint ventures/ Associates/ Others		Relatives of KMP and enterprises over which KMP/ KMP of Parent company & their relatives have significant influence	
	2021-22	2020-21	2021-22	2020-21	2021-22	2020-21
Interest expenses						
Jindal Stainless (Hisar) Limited		-		-		71.77
Interest Income						
Jindal Stainless (Hisar) Limited		-		-	71.77	-
Purchase of Material						
Jindal Stainless (Hisar) Limited		-		-	25220.29	0.15
JSW Steel Limited					2228.91	0.00
Jindal Stainless Limited		-		-	118.45	80.79
Shalimar Paints Limited		-		-	14.20	5.58
Jindal Systems (P) Ltd					53.92	39.56
JSL Lifestyle Limited					0.79	0.00
Jindal Industries Pvt Ltd						36.15
Jindal Saw Limited	1.45					
Purchase of Fixed Assets						
Jindal Systems (P) Ltd		-		-		33.90
Jindal Saw Limited		14.11		-		
Jindal Steel & Power Limited						122.92
Sale of Material						
Jindal Stainless (Hisar) Limited		-		-	1469.21	619.11
Job Work Income						
Jindal Stainless (Hisar) Limited		-		-	1933.76	1509.83
Jindal Systems (P) Ltd		-		-	0.74	1.24
Contribution						
Sminu Jindal Charitable Trust		-		-	33.00	40.00
IUP Jindal Employees Group Gratuity Scheme Trust		-	6.35	75.03		



IUP Jindal Metals and Alloys Limited

47. Previous year figures have been regrouped/ rearranged, wherever considered necessary to conform to current year's classification.

48. Notes 1-47 are annexed to and form integral part of Financial statement.

As per our report of even date attached.

P.C. GOYAL & CO.
Chartered Accountants
Firm Registration No. 002368N



M.P. Jain
Partner
M.No. 082407



Indresh Batra
Managing Director
DIN: 00093471

Sminu Jindal
Director
DIN: 00005317

Jagmohan Syal
CEO

Arun Bhalla
Company Secretary
M. No. A27585

Place: New Delhi
Date: 22nd April, 2022

Sayed Mohammed Wasim
CFO